





KAM HING INTERNATIONAL HOLDINGS LIMITED

錦興國際控股有限公司

(Incorporated in the Cayman Islands with limited liability)
Stock Code: 02307



CONTENTS



CORPORATE INFORMATION	2
FINANCIAL HIGHLIGHTS AND SUMMARY	3
CHAIRMAN'S STATEMENT	5
MANAGEMENT DISCUSSION AND ANALYSIS	7
CORPORATE GOVERNANCE REPORT	13
PROFILE OF DIRECTORS AND SENIOR MANAGEMENT	20
REPORT OF THE DIRECTORS	24
INDEPENDENT AUDITORS' REPORT	32
AUDITED FINANCIAL STATEMENTS	
Consolidated:	
Statement of profit or loss	34
Statement of comprehensive income	35
Statement of financial position	36
Statement of changes in equity	38
Statement of cash flows	40
Company:	
Statement of financial position	42
Notes to financial statements	43
FIVE-YEAR FINANCIAL SUMMARY	110

CORPORATE INFORMATION

BOARD OF DIRECTORS

EXECUTIVE DIRECTORS

Mr. Tai Chin Chun (*Chairman*)
Mr. Tai Chin Wen (*Chief Executive Officer*)
Ms. Cheung So Wan
Ms. Wong Siu Yuk
Mr. Chong Chau Lam
Mr. Wong Wai Kong, Elmen

INDEPENDENT NON-EXECUTIVE DIRECTORS

Mr. Chan Yuk Tong, Jimmy
Ms. Chu Hak Ha, Mimi
Mr. Ho Gilbert Chi Hang

COMPANY SECRETARY

Mr. Lei Heong Man, Ben

AUDITORS

Ernst & Young
Certified Public Accountants

REGISTERED OFFICE

Cricket Square
Hutchins Drive, P.O. Box 2681
Grand Cayman KY1-1111
Cayman Islands

COMPANY WEBSITE

www.kamhingintl.com

HEAD OFFICE AND PRINCIPAL PLACE OF BUSINESS IN HONG KONG

Units 1-9, 8th Floor
Lucida Industrial Building
43-47 Wang Lung Street
Tsuen Wan, New Territories
Hong Kong

PRINCIPAL BANKERS

The Hongkong and Shanghai Banking Corporation Limited
Hang Seng Bank Limited
Australia and New Zealand Banking Group Limited
China CITIC Bank International Limited
Standard Chartered Bank (Hong Kong) Limited

PRINCIPAL SHARE REGISTRAR AND TRANSFER OFFICE IN CAYMAN ISLANDS

Codan Trust Company (Cayman) Limited
Cricket Square
Hutchins Drive
P.O. Box 2681
Grand Cayman KY1-1111
Cayman Islands

BRANCH SHARE REGISTRAR AND TRANSFER OFFICE IN HONG KONG

Tricor Investor Services Limited
Level 22, Hopewell Centre,
183 Queen's Road East,
Hong Kong

STOCK CODE

The Stock Exchange of Hong Kong Limited: 02307



FINANCIAL HIGHLIGHTS AND SUMMARY

KEY FINANCIAL DATA

	For the year ended/As at 31 December				
	2010 HK\$'000	2011 HK\$'000	2012 HK\$'000	2013 HK\$'000	2014 HK\$'000
Revenue	3,267,785	4,065,355	4,100,160	3,922,625	3,985,699
EBITDA (note 1)	336,226	405,104	397,667	444,638	465,664
Shareholders funds	1,641,094	1,833,054	1,907,759	1,966,731	2,026,038
Net profit attributable to ordinary equity holders of the Company (note 2, 3)	96,484	101,790	100,884	91,699	70,749
Dividends per share (HK cents)	2.7	3.3	2.7	2.5	1.3

KEY FINANCIAL RATIOS

	For the year ended/As at 31 December				
	2010	2011	2012	2013	2014
Gross profit margin (%)	15.7	14.5	16.3	16.6	14.4
Net profit margin (%)	3.1	3.1	2.7	2.6	2.1
Gearing ratio (net debt/capital and net debt) (%)	52.9	49.9	46.2	48.4	50.6

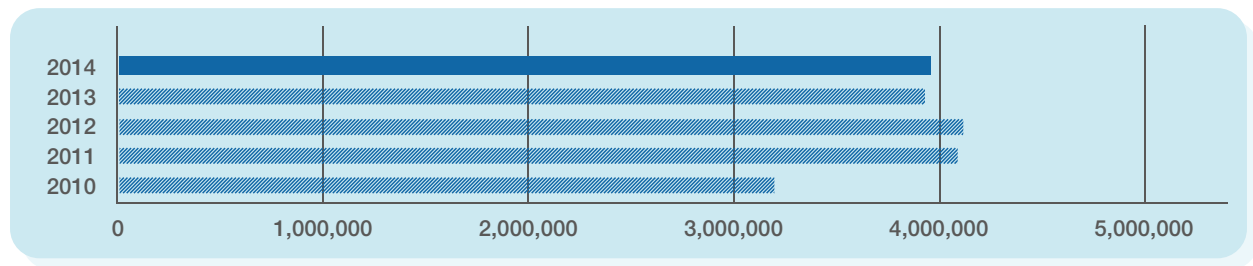
Notes:

- (1) EBITDA refers to profit before interest, tax, depreciation and amortisation
- (2) Excluding the one-off gain of HK\$12.8 million in relation to the disposal of part of interest in the Madagascar mining project in 2011
- (3) Excluding the one-off gain of HK\$10.3 million in relation to the disposal of a joint venture in 2014

FINANCIAL HIGHLIGHTS AND SUMMARY

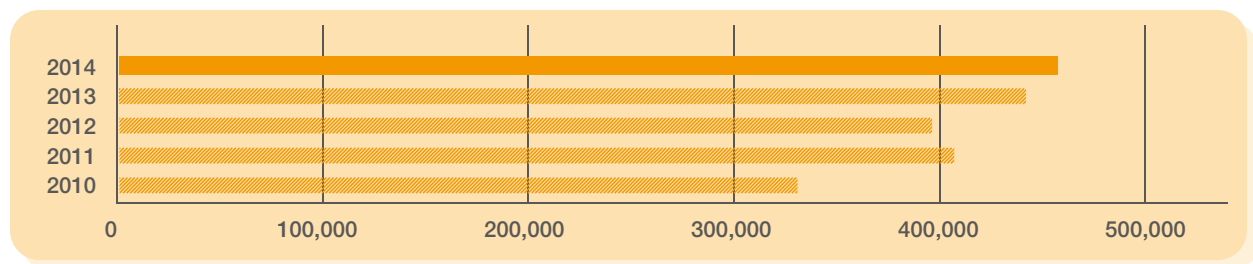
REVENUE

HK\$'000



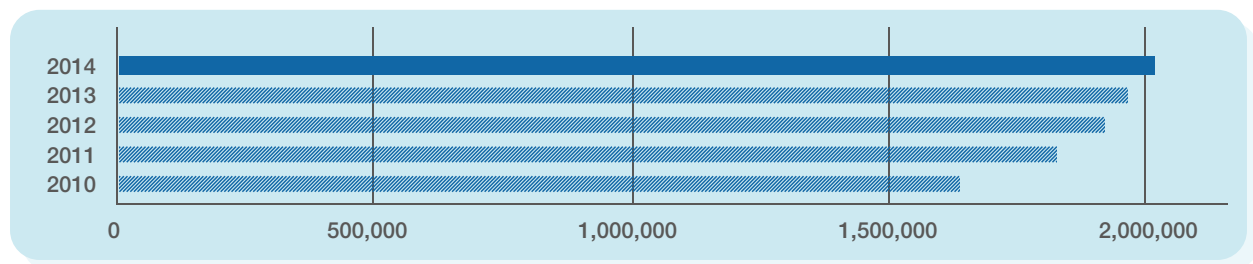
PROFIT BEFORE INTEREST, TAX, DEPRECIATION AND AMORTISATION ("EBITDA")

HK\$'000



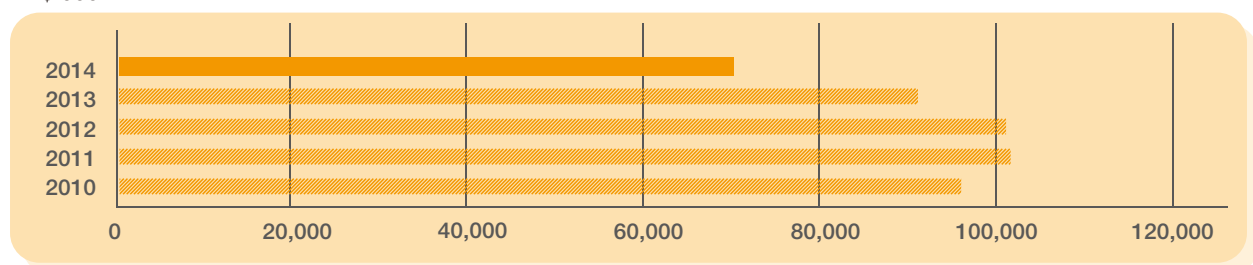
SHAREHOLDERS' FUNDS

HK\$'000



NET PROFIT ATTRIBUTABLE TO ORDINARY EQUITY HOLDERS OF THE COMPANY

HK\$'000





CHAIRMAN'S STATEMENT

On behalf of the Board (the "Board") of Directors ("the Directors") of Kam Hing International Holdings Limited (the "Company") and its subsidiaries (collectively referred to as the "Group"), it is my pleasure to present to shareholders the consolidated audited results of the Group for the year ended 31 December 2014 (the "Year").

The operating environment for the Chinese textile and garment industry remained challenging in 2014. Even though the market was stabilising after years of consolidation, fundamentals were still weak, and market sentiments were hard to predict. While the first half of 2014 was particularly difficult with diminished order book as a result of the winter storms in the United States ("U.S."); the second half came as a pleasant surprise for the Group with recovered orders. We received bulk orders from the U.S. and our new Japanese brand name customers; and our production facilities in Enping operated with satisfactory capacity in the fourth quarter to cope with the great demand towards the end of the year.

During the early stage of market consolidation, the Group has devoted efforts in the research and development of new products, building relationships with new customers as well as internal resources optimisation. This year, I am pleased to report that our endeavours paid off and the seeds we sowed have begun to sprout. Revenue recorded an increase even though we have ceased most of our garment manufacturing operations during the Year. We have focused resources on enhancing our textile manufacturing business in 2014; and our relentless research and development efforts in functional fabrics were recognised by the world's leading casual wear brands. We have thus successfully tapped into the Japanese market and started a long-term business relationship with them. With the new and large orders acquired, our newly established synthetic fiber and fabric printing arm commenced mass production and was able to record a profit after launching its products for just one year. This is a great encouragement to the Group not only because it proved that we are heading towards the right direction, but also demonstrated our execution capabilities.

The Board has resolved to recommend the payment of final dividend of HK1.3 cents per share subject to approval by the shareholders at the forthcoming annual general meeting of the Company.

CHAIRMAN'S STATEMENT

PROSPECTS

Having survived through the tough times in the past few years, the Board understands that only resilient and flexible players will be able to cater for the frequently changing market dynamics in the textile and garment industry. To cope with the fast changing environment, the Group will strive to achieve diversification of products, geographical presence and customer base.

Some of the evolving trends in the textile and garment industry include the dominance of fast fashion and the rising emphasis on functionality of casual wear. As indicated by their respective financials, the net sales of global fast fashion powerhouses have been increasing in recent years. At the same time, the Board notices a rising demand for functional apparel that has a combination of performance, fit and fashion. Riding on the success of our research and development achievements in 2014, we will continue to dedicate efforts in developing higher-margin functional fabrics to increase the competitiveness and uniqueness of our products, as well as to capture target customers' growing demand for functional apparel.

To mitigate the Group's reliance on the U.S. market, the Board will continue to look for upcoming business opportunities and enhance its presence in emerging markets. With strengthened capabilities and niche products, the Group is confident to explore collaboration opportunities with new clients, preferably with large multinational fast fashion or casual brands that would place bulk orders. The Group will also prudently consider partnering with other manufacturers in Vietnam in order to take advantage of the beneficial export arrangements to the U.S., Europe and ASEAN countries as set out in the proposed Trans-Pacific Partnership. At the same time, we will continue to implement cost control mechanisms, which consist of machinery upgrade and automation for better production efficiency, stricter internal cost control to stay financially healthy for the sustainable development of the Group. With sound financials and sizable land resources on hand, the Group is ready to develop the Enping plant into an integrated production facility. The Board is assured that the Group is advancing towards the right direction and we are confident that in fortifying its position as a leading fabrics solutions provider and maximising shareholders' value in the years coming.

APPRECIATION

I would like to express my heartfelt gratitude to our management team and employees for their devotion and hard work during the Year. Moreover, I am grateful for continual support and trust of our customers, business partners and shareholders in the Company.

Tai Chin Chun
Chairman

Hong Kong, 27 March 2015

MANAGEMENT DISCUSSION AND ANALYSIS

BUSINESS REVIEW

The United States (the “U.S.”), being the Group’s major end market, continued its slow walk on the path to economic recovery for the year ended 31 December 2014 (the “Year”). The gross domestic products (“GDP”) of the U.S. grew at a moderate rate of 2.4% in 2014, comparing with 2.2% in 2013; whilst the unemployment rate in the U.S. recorded a new low of 5.6% in December 2014 according to official statistics. In spite of these encouraging figures, the consumer confidence in the U.S. remained fragile and unstable. The Year started with an unusually severe winter in North America, which hurt the economy, consumer sentiment as well as the order placement from the U.S. buyers. However, after the setback, the economy experienced a rebound over the next three quarters and ended the Year with a burst in consumer spending in the festive seasons. This resulted in another unpredictable year for the Chinese garment and textile market. Under such backdrop, the Group continued to enhance its competitiveness by transforming into a one-stop fabric solutions provider, so as to diversify its client mix to reduce the reliance on the U.S. market. This was encouraging as the Group’s endeavors for years started to pay off in 2014 and recorded a set of satisfactory results.

For the Year, the Group’s overall revenue increased slightly by approximately 1.6% to approximately HK\$3,985.7 million (2013: approximately HK\$3,922.6 million) despite that the Group ceased most of its garment manufacturing operation during the Year. Gross profit dropped by approximately 11.9% due to increase in salaries and the manufacturing overheads while net profit margin slightly dropped by 0.5 percentage point to approximately 2.1%. Profit for the Year decreased by approximately 20.4% to approximately HK\$82.5 million (2013: approximately HK\$103.7 million). For the Year, profit attributable to ordinary equity holders of the Company decreased by approximately 11.6% to approximately HK\$81.1 million (2013: approximately HK\$91.7 million) and basic earnings per share was HK9.3 cents (2013: HK10.5 cents).

Textile manufacturing was the principal operation of the Group in 2014 and priority was given to product extension and enhancement to functional fabrics. In July 2013, the trial operation of printed fabrics with synthetic fiber commenced in the Group’s manufacturing plant in Enping, China (the “Enping Plant”) and launched its brand new functional fabric products to the market, of which, several special functional fabrics are currently under trademark registration. The new technologies helped the Group to develop tailor-made products for its customers and differentiate itself from its peers. The capability to manufacture various types of functional and printed fabrics also allowed the Group to offer one-stop textile solutions to customers. In just a year’s time, a number of global brand name customers and their garment manufacturers have endorsed the product quality and the capability of the new facilities after rounds of visits. Considerable amounts of orders were placed to the Group after the first half of 2014, allowing the new facilities to operate with satisfactory capacity. Driven by the orders placed by new customers, the overall output of the Group increased significantly in the second half of the Year. However, the increase was offset by the decrease in average selling prices of traditional products, which were adversely affected by the drop of global cotton price. Further, the ramp-up period of the new facilities imposed additional production costs due to un-optimised order flow and efficiency in the first half of 2014.

As a measure to alleviate its dependence on the traditional U.S. market and the related seasonality impact, the Group has been diversifying its customer mix by further penetrating into other countries outside the U.S.. In 2014, the Group made a breakthrough and successfully built trusted business relationships with a number of new customers in Japan, China and Europe, including multinational casual wear and fast fashion brands. Shipments to these new customers contributed significant sales to the Group, reducing the revenue contribution from end customers in the U.S.. Setting its sights on the fast-growing global market for functional fabrics, the Group will continue to dedicate efforts in extending the applications of its product technology and attaining high-end customers in the Asian market, particularly in Japan and China.

MANAGEMENT DISCUSSION AND ANALYSIS

PROSPECTS

In January 2015, the unemployment rate of the U.S. sustained at the same low level at 5.7% as it has since the third quarter of 2014; while Michigan Consumer Sentiment has reached an 11-year high of 98.1. As both encouraging market statistics signal that the U.S. economy is on the track towards recovery, the Group is thus optimistic about the global market outlook of 2015. While the U.S. will remain its major export market, the Group will devote efforts in further diversifying its end market mix. The quality of the Group's functional fabrics and its timely product delivery have been affirmed by its established business relationship with multinational casual wear and fast fashion brands in the Year. With proven capabilities, the Group will strive to seek business cooperation with new customers, favourably global fast fashion and sportswear conglomerates to acquire high-margin bulk orders and achieve economies of scale as well as higher efficiency of its production facilities.

The Group's production facilities for printed fabrics in Enping ramped up quickly and this new business line continued to improve in 2014. While the Group's order book for the first half of 2015 is solid, its priority for 2015 is to enhance the overall efficiency of the production facilities by better production scheduling, wastage reduction and further automation. At the same time, the Group will continue to implement internal control mechanisms, such as machinery upgrade, as well as prudent financial management for the sustainable development of the Group.

Standing to benefit from the proposed Trans-Pacific Partnership trade agreements, the Group is examining the possibility of partnering with other manufacturers in Vietnam in order to take advantage of the favourable trading terms and export arrangements to the U.S., Europe and ASEAN countries. The Group is determined to elevate its competitiveness in all aspects to become a leading integrated fabric solutions provider and create greater values for its shareholders.

FINANCIAL REVIEW

Revenue

Overall sales turnover achieved approximately HK\$3,985.7 million, representing an increase of approximately 1.6% as compared with last year (2013: approximately HK\$3,922.6 million). Despite the revenue from the garment segment continued to drop in 2014, the new and large textile orders acquired during the Year was able to offset the negative impact and contributed to the increase in revenue.

Gross Profit and Gross Profit Margin

Gross profit was approximately HK\$573.3 million, representing a decrease of approximately 11.9% from last year (2013: approximately HK\$650.5 million). Gross profit margin decreased to approximately 14.4% (2013: approximately 16.6%), which was mainly attributable to the increase in salaries and the manufacturing overheads incurred during the ramp-up period of the Group's new production facilities in Enping.

MANAGEMENT DISCUSSION AND ANALYSIS

Net Profit and Net Profit Margin

Net profit for the Year was approximately HK\$82.5 million, representing a decrease of approximately 20.4% from last year (2013: approximately HK\$103.7 million). The decrease was a result of the decrease in gross profit. Net profit margin stabilised at approximately 2.1% (2013: approximately 2.6%). Net profit attributable to ordinary equity holders of the Company amounted to approximately HK\$81.1 million, representing an decrease of approximately 11.6% from last year (2013: approximately HK\$91.7 million). The decrease was mainly attributable to the decrease in gross profit.

Other Income and Expenses

Other income of approximately HK\$24.2 million (2013: approximately HK\$31.1 million) mainly comprised approximately HK\$13.0 million (2013: approximately HK\$9.1 million) from the sales of excess steam generated by the power plant to nearby facilities in the district, however offset by the fair value loss of approximately HK\$4.2 million (2013: fair value gain of approximately HK\$1.6 million) from forward currency contracts during the Year. The remaining balance was primarily the freight income, interest income, rental income and sales of scrap materials.

Selling and distribution expenses of approximately HK\$109.5 million (2013: approximately HK\$122.5 million) consisted of approximately HK\$85.1 million (2013: approximately HK\$99.1 million) in shipping and delivery costs, which represented a decrease of 14.1% relative to last year. Administrative expenses, which included salaries and other related expenses, reduced to approximately HK\$314.6 million (2013: approximately HK\$350.5 million). It was mainly attributable to the stringent cost control on each level in administrative expenses.

Finance costs, which included interest on long-term loans from banks and short-term trust receipt loans and finance lease interests, decreased by approximately 8.0% to approximately HK\$56.7 million (2013: approximately HK\$61.7 million) as compared with last year. It was caused by decrease in amortisation of bank charge resulted from refinancing exercise of syndicated loan in 2013.

Liquidity and Financial Resources

As at 31 December 2014, the Group's net current assets were approximately HK\$602.0 million (2013: approximately HK\$934.9 million). The decrease in net current asset was mainly due to reclassification of the first repayment of syndicated loan in August 2015 to current liabilities. The Group will constantly review its financial position, and improve the gearing ratio in order to maintain a healthy financial position by financing its operations from internally generated resources and long-term bank loans. As at 31 December 2014, the Group had cash and cash equivalents of approximately HK\$487.3 million (2013: approximately HK\$554.9 million). Current ratio was approximately 1.3 times (2013: approximately 1.7 times).

As at 31 December 2014, total bank and other borrowings of the Group were approximately HK\$1,779.9 million (2013: approximately HK\$1,713.3 million). The Group's net debt gearing ratio (i.e. net debt divided by the sum of equity and net debt) was at a healthy level of approximately 50.6% (2013: approximately 48.4%). Net debt comprises all interest-bearing bank and other borrowings, accounts and bills payable, amount due to an associate, and accrued liabilities and other payables less cash and cash equivalents. Total equity comprises owners' equity as stated in the consolidated financial statements.

Debtors' turnover period, inventory turnover period and creditors' turnover period for the Year were approximately 75.2 days (2013: approximately 60.5 days), approximately 102.8 days (2013: approximately 104.0 days) and approximately 65.5 days (2013: approximately 62.1 days) respectively. The increase in debtors' turnover period was mainly due to increase of sales in quarter four 2014.

MANAGEMENT DISCUSSION AND ANALYSIS

Financing

As at 31 December 2014, the total banking and loan facilities of the Group amounted to approximately HK\$6,707.3 million (2013: approximately HK\$5,173.5 million), of which approximately HK\$2,061.4 million (2013: approximately HK\$1,963.4 million) was utilised.

As at 31 December 2014, the Group's long-term loans were approximately HK\$827.8 million (2013: approximately HK\$1,137.5 million), comprising syndicated loan and term loans from banks of approximately HK\$827.7 million (2013: approximately HK\$1,128.2 million) and long-term finance lease payable of approximately HK\$0.1 million (2013: approximately HK\$9.3 million). The decrease in long-term loan was attributable to reclassification of the first repayment of the syndicated loan in August 2015 to current liabilities.

Dividend

The Board has resolved to recommend the payment of a final dividend of HK1.3 cents (2013: HK2.5 cents) per share for the Year which will be payable to shareholders whose names appear on the register of members of the Company on 22 June 2015. Subject to the approval of shareholders regarding the payment of the final dividend at the forthcoming annual general meeting of the Company, the proposed final dividend will be paid on or about 6 July 2015.

Capital Structure

The capital structure of the Company is composed of equity and debt.

As at 31 December 2014, there has been no change in the capital structure of the Company. The share capital of the Company comprises only ordinary shares.

Foreign Exchange Risk and Interest Rate Risk

Approximately 66.7% (2013: approximately 75.8%) of the Group's sales was denominated in US dollars. The remaining sales were denominated in Hong Kong dollars and Renminbi. The majority of the Group's costs of sales were denominated in US dollars, Hong Kong dollars and Renminbi. The Group is therefore exposed to foreign exchange risk arising from currency exposures, primarily in respect to the Renminbi. The exchange rates of other currencies were relatively stable throughout the Year and immaterial on our cost structure. The management closely monitors the foreign exchange movements and determines the appropriate hedging activities when necessary.

The Group's borrowings were mainly maintained at a floating rate basis. The management will pay attention to the interest rate movement and has employed necessary hedging instruments in a prudent and professional manner.

Charge of Group's Assets

As at 31 December 2014, certain items of property, plant and equipment of the Group with an aggregate net book value of approximately HK\$55.3 million (2013: approximately HK\$63.0 million) were under finance leases.

MANAGEMENT DISCUSSION AND ANALYSIS

Capital Expenditure

During the Year, the Group invested approximately HK\$403.1 million (2013: approximately HK\$414.3 million) in capital expenditure of which approximately 75.0% (2013: approximately 94.1%) was used for the purchase of plant and machinery, approximately 22.1% (2013: approximately 1.2%) was used for the acquisition and construction of new factory premises and new head office, and the remaining was used for the purchase of other property, plant and equipment.

As at 31 December 2014, the Group had capital commitments of approximately HK\$58.8 million (2013: approximately HK\$43.9 million) in property, plant and equipment which were funded or will be funded by internal resources and bank borrowings.

Staff Policy

The Group had 6,021 (2013: 5,828) employees in the PRC and Madagascar, and 170 (2013: 173) employees in Hong Kong, Macau, Singapore and Korea as at 31 December 2014. Remuneration packages are generally structured by reference to market terms and individual qualification. Salaries and wages are normally reviewed on an annual basis based on performance appraisals and other relevant factors. Discretionary bonuses are offered to the Group's staff depending on their performance and the results of the Group. The Group also participates in various defined contribution plans and insurance schemes in compliance with its statutory obligations under the laws and regulations of various locations worldwide.

The Group operates a defined contribution retirement benefit scheme under the Mandatory Provident Fund Schemes Ordinance as well as medical insurance for all its employees in Hong Kong. The Group also participates in various defined contribution plans and insurance schemes in compliance with its statutory obligations under the laws and regulations of various locations worldwide. Also, the Group is obliged to provide its employees in the PRC with welfare schemes covering various insurance and social benefits. Staff benefits are also provided to the staff working in other countries according to the respective countries' statutory requirements.

The Company maintains a share option scheme, pursuant to which share options are granted to select eligible participants, with a view to provide directors, employees and other persons in appropriate incentive package for the growth of the Group.

Major Customers and Suppliers

During the Year, sales to the Group's five largest customers accounted for approximately 28.3% (2013: approximately 30.7%) of total sales and sales to the largest customer included therein accounted for approximately 8.4% (2013: approximately 8.8%).

During the Year, purchases from the Group's five largest suppliers accounted for approximately 39.9% (2013: approximately 35.9%) of total purchases and purchases from the largest supplier therein accounted for approximately 11.5% (2013: approximately 11.7%).

None of the Directors, their respective close associates (as defined in The Rules (the "Listing Rules") Governing the Listing of Securities on The Stock Exchange of Hong Kong Limited (the "Stock Exchange")) or shareholders of the Company who, to the best knowledge of the Directors, own more than 5% of the issued capital of the Company, had any interest in the Group's five largest customers and/or suppliers during the Year.

MANAGEMENT DISCUSSION AND ANALYSIS

Segment Information

During the Year, sales to the five largest regions (Singapore, Taiwan, Hong Kong, the PRC (other than Hong Kong and Macau) and Korea) accounted for approximately 84.2% (2013: (Singapore, Taiwan, Hong Kong, the PRC (other than Hong Kong and Macau) and Korea) approximately 81.9%) of total sales of the Group and sales to the largest region (Singapore) included therein accounted for approximately 19.9% (2013: approximately 25.8%) of the Group.

As at 31 December 2014, the Group's assets located in the fabric operation accounted for approximately 98.9% (2013: approximately 98.6%) of the total assets of the Group. Capital expenditure in the fabric operation during the Year accounted for 100% (2013: approximately 99.9%) of the total capital expenditure of the Group.

Material Acquisitions and Disposal

On 21 August 2014, the Group disposed of its 25% equity interest in Honghu Xing Ye Textile Co Ltd. (the "Joint Venture") for a cash consideration of RMB26.0 million (equivalent to approximately HK\$32.5 million). The gain on the disposal was approximately HK\$10.3 million.

On 18 November 2014, the Group entered into provisional agreements to purchase car parking spaces on the 1st Floor of TML Tower, No. 3 Hoi Shing Road, Tsuen Wan, New Territories at a cash consideration of HK\$5.6 million. The car parking spaces will be used for the Group's ordinary business.

On 1 December 2014, the Group entered into the agreement to acquire a property on 23rd Floor, TML Tower, No. 3 Hoi Shing Road, Tsuen Wan, New Territories at a cash consideration of approximately HK\$71.1million. The Group intends to use the property as its head office and principal place of business in Hong Kong and the existing head office in Hong Kong at Lucida Industrial Building will be sold or leased after removal in future.

Save as disclosed above, there was no material acquisition and disposal by the Group during the Year.

CORPORATE GOVERNANCE REPORT

CORPORATE GOVERNANCE PRACTICES

The Company is committed to maintaining good corporate governance practices. The Company believes that good corporate governance provides a framework that is essential for effective management, a healthy corporate culture, successful business growth and enhancing shareholders' value. The Company has applied the principles and complied with the Corporate Governance Code (the "Code") as set out in Appendix 14 of the Listing Rules throughout the Year.

DIRECTORS' SECURITIES TRANSACTIONS

The Company has adopted the Model Code for Securities Transactions by Directors of Listed Issuers (the "Model Code") as set out in Appendix 10 of the Listing Rules as the code for securities transactions by Directors of the Company. Having made specific enquiry of all Directors, the Directors have confirmed that they have complied with the required standard set out in the Model Code for the year ended 31 December 2014.

BOARD OF DIRECTORS

As at 31 December 2014, the Board comprised nine Directors, including six executive Directors and three independent non-executive Directors. Biographical details of the Directors are set out in the section headed "Profile of Directors and Senior Management" on pages 20 to 23 of the annual report.

The composition of the Board, by category, is set out below:

Title	Name	Position	Gender	Age	Length of service
Executive Directors:	Mr. Tai Chin Chun	Chairman	Male	53	21 years
	Mr. Tai Chin Wen	Chief Executive Officer	Male	59	21 years
	Ms. Cheung So Wan		Female	51	18 years
	Ms. Wong Siu Yuk		Female	53	18 years
	Mr. Chong Chau Lam		Male	65	10 years
	Mr. Wong Wai Kong, Elmen		Male	49	12 years
Independent Non-executive Directors:	Mr. Chan Yuk Tong, Jimmy	Chairman of Audit Committee	Male	52	10 years
	Ms. Chu Hak Ha, Mimi	Chairman of Remuneration Committee	Female	51	10 years
	Mr. Ho Gilbert Chi Hang	Chairman of Nomination Committee	Male	38	4 years

There is no relationship among members of the Board except for the family relationship among Mr. Tai Chin Chun, Mr. Tai Chin Wen, Ms. Cheung So Wan and Ms. Wong Siu Yuk. Mr. Tai Chin Chun is the younger brother of Mr. Tai Chin Wen and their spouses are Ms. Cheung So Wan and Ms. Wong Siu Yuk, respectively.

The Board has a balance of skills and various expertise to direct and supervise the business affairs of the Group. The Board undertakes to monitor the performance of the Group's business operation and act in the best interests of the Group as a whole. The management of the Company implements the strategic development and deals with certain operational matters of the Group under the delegation and authority of the Board.

CORPORATE GOVERNANCE REPORT

During the year ended 31 December 2014, the Board convened four board meetings and one general meeting. The individual attendance of each Director at these meetings is set out below:

Name of Director	Attendance at board meetings (%)	Attendance at general meeting (%)
Executive Directors:		
Mr. Tai Chin Chun (<i>Chairman</i>)	4/4 (100%)	1/1 (100%)
Mr. Tai Chin Wen	4/4 (100%)	1/1 (100%)
Ms. Cheung So Wan	4/4 (100%)	1/1 (100%)
Ms. Wong Siu Yuk	3/4 (75%)	1/1 (100%)
Mr. Chong Chau Lam	4/4 (100%)	1/1 (100%)
Mr. Wong Wai Kong, Elmen	4/4 (100%)	1/1 (100%)
Independent Non-executive Directors:		
Mr. Chan Yuk Tong, Jimmy	4/4 (100%)	1/1 (100%)
Ms. Chu Hak Ha, Mimi	4/4 (100%)	1/1 (100%)
Mr. Ho Gilbert Chi Hang	4/4 (100%)	1/1 (100%)

In order to enhance an active contribution to the Board's affairs by all Directors, the Chairman has arranged to convene a regular full board meeting at quarterly intervals to review the financial and operating performance of the Group. To ensure that good corporate governance practices and procedures are established, the Chairman has delegated the company secretary to draw up and approve the agenda for each board meeting. Notice of at least 14 days has been given to all Directors for a regular board meeting and the Directors can give ideas for discussion in advance in the agenda, if necessary. Draft and final minutes of all regular board meetings have been sent to the Directors for comment and records respectively within a reasonable time after the board meeting is held.

During the Year, Directors were provided with monthly updates on the Company's performance, position and prospects to enable the Board as a whole and each Director to discharge their duties. In addition, all Directors are encouraged to participate in continuous professional development to develop and refresh their knowledge and skills. The Company updates Directors on the latest development regarding the Listing Rules and other applicable regulatory requirements from time to time, to ensure compliance and enhance their awareness of good corporate governance practices. During the Year, all Directors have attended/participated in seminars and/or in-house workshops which covered topics as follows:

Name of Director	Topic covered
Mr. Tai Chin Chun	Directors' duties
Mr. Tai Chin Wen	Directors' duties
Ms. Cheung So Wan	Directors' duties
Ms. Wong Siu Yuk	Directors' duties
Mr. Chong Chau Lam	Directors' duties
Mr. Wong Wai Kong, Elmen	Directors' duties
Mr. Chan Yuk Tong, Jimmy	Directors' duties
Ms. Chu Hak Ha, Mimi	Directors' duties
Mr. Ho Gilbert Chi Hang	Directors' duties

All Directors are requested to provide the Company with their respective training records pursuant to the Code. The Directors confirmed that they have complied with the code provision A.6.5 of the Code.

CORPORATE GOVERNANCE REPORT

The Company has complied with Rules 3.10(1) and (2) and 3.10A of the Listing Rules in that the three independent non-executive Directors represent one third of the Board and one of them possesses the requisite appropriate professional accounting qualifications.

The Company has received from each independent non-executive Director an annual confirmation of independence pursuant to Rule 3.13 of the Listing Rules. The Company considers that all independent non-executive Directors to be independent.

CHAIRMAN AND CHIEF EXECUTIVE OFFICER

The executive Directors, Mr. Tai Chin Chun and Mr. Tai Chin Wen, serve as the Chairman and the Chief Executive Officer of the Company, respectively.

The roles of the Chairman and the Chief Executive Officer are segregated and not performed by the same individual. The Chairman is primarily responsible for the leadership of the Board and the formulation of overall strategic development of the Group, while the Chief Executive Officer is primarily responsible for the day-to-day management of the Group's business.

NON-EXECUTIVE DIRECTOR

The term of independent non-executive Directors is specified for two to three years subject to retirement by rotation and re-election at annual general meeting under the Company's articles of association.

COMPANY SECRETARY

The company secretary of the Company is Mr. Lei Heong Man, Ben. He has fulfilled the requirement under Rules 3.28 and 3.29 of the Listing Rules. As an employee of the Company, the company secretary ensures good information flow within the Board and Board policy and procedures are followed; advises the Board on governance matters, facilitates induction and, monitors the training and continuous professional development of Directors. He has attained not less than 15 hours of relevant professional training during the year ended 31 December 2014. His biography is set out in the "Profile of Directors and Senior Management" section of this annual report.

REMUNERATION COMMITTEE

The remuneration committee was established in September 2005. Terms of reference adopted by the remuneration committee are of no less exacting terms than those duties set out in the Code and a copy of which is available on the websites of the Stock Exchange and the Company. The remuneration committee comprises three independent non-executive Directors, namely Ms. Chu Hak Ha, Mimi (Chairman), Mr. Chan Yuk Tong, Jimmy and Mr. Ho Gilbert Chi Hang, and two executive Directors, namely Mr. Tai Chin Chun and Mr. Tai Chin Wen. The remuneration committee is primarily responsible for, among other matters, reviewing and making recommendations to the Board on the remuneration packages of individual executive Directors and senior management of the Company.

CORPORATE GOVERNANCE REPORT

During the year ended 31 December 2014, the remuneration committee convened one meeting and the individual attendance of each committee member is set out below:

Name of Director	Attendance	(%)
Independent Non-executive Directors:		
Ms. Chu Hak Ha, Mimi (<i>Chairman</i>)	1/1	(100%)
Mr. Chan Yuk Tong, Jimmy	1/1	(100%)
Mr. Ho Gilbert Chi Hang	1/1	(100%)
Executive Directors:		
Mr. Tai Chin Chun	1/1	(100%)
Mr. Tai Chin Wen	1/1	(100%)

The remuneration committee meeting was held to review and recommend the salary revision for executive Directors. As no Director or any of his/her associate should be involved in deciding his/her own remuneration in compliance with the principle of the Code, the relevant Directors had abstained from voting on their respective resolutions in which they were materially interested in. Remuneration payable to senior management (excluding Directors) for the year ended 31 December 2014 within the band of below HK\$2,000,000 comprises 8 individuals and within the band of HK\$2,000,001 and HK\$2,500,000 comprises 1 individual. Details of the remuneration of the Directors for the year ended 31 December 2014 are shown in note 8 to the financial statements.

NOMINATION COMMITTEE

The nomination committee was established in September 2005. Terms of reference adopted by the nomination committee are of no less exacting terms than those duties set out in the Code and a copy of which is available on the websites of the Stock Exchange and the Company. The nomination committee comprises three independent non-executive Directors, namely Mr. Ho Gilbert Chi Hang (*Chairman*), Mr. Chan Yuk Tong, Jimmy and Ms. Chu Hak Ha, Mimi, and two executive Directors, namely Mr. Tai Chin Chun and Mr. Tai Chin Wen. The nomination committee is primarily responsible for, among other matters, reviewing and making recommendations to the Board on the selection of Board members to ensure that the Board has an appropriate balance of independent Directors, with a mix of business experience in relevant disciplines.

During the year ended 31 December 2014, the nomination committee convened two meetings and the individual attendance of each committee member is set out below:

Name of Director	Attendance	(%)
Independent Non-executive Directors:		
Mr. Ho Gilbert Chi Hang (<i>Chairman</i>)	2/2	(100%)
Mr. Chan Yuk Tong, Jimmy	2/2	(100%)
Ms. Chu Hak Ha, Mimi	2/2	(100%)
Executive Directors:		
Mr. Tai Chin Chun	2/2	(100%)
Mr. Tai Chin Wen	2/2	(100%)

CORPORATE GOVERNANCE REPORT

The nomination committee meetings were held to review the structure, size, diversity and composition of the Board. According to the board diversity policy adopted by the nomination committee, Board diversity has been considered from a number of aspects, including but not limited to gender, age, cultural and educational background, professional experience, skills, knowledge and length of service etc. All Board appointments will be based on meritocracy, and candidates will be considered against objective criteria, having due regard for the benefits of diversity on the Board. Selection of candidates will be based on a range of diversity perspectives, including but not limited to gender, age, cultural and educational background, ethnicity, professional experience, skills, knowledge and length of service etc. The final decision will be based on merit and contribution that the selected candidates will bring to the Board. During the year under review, the nomination committee concluded that the current Board comprises a sufficient number of directors and is well balanced with each Director having sound knowledge, experience and/or expertise relevant to the business operations and development of the Group.

RESPONSIBILITIES IN RESPECT OF FINANCIAL STATEMENTS

The Directors are responsible for overseeing the preparation of financial statements for each financial period to ensure such financial statements give a true and fair view of the state of affairs of the Group and of the results and cash flows for that period. The Company's financial statements are prepared in accordance with all relevant statutory requirements and applicable accounting standards. The Directors are responsible for ensuring that appropriate accounting policies are selected and applied consistently; and that judgment and estimates made are prudent and reasonable.

There are no material uncertainties relating to events or conditions that may cast significant doubt on the Company's ability to continue as a going concern.

AUDITORS' REMUNERATION

For the year ended 31 December 2014, Ernst & Young, as the external auditors of the Company, have provided audit and non-audit services to the Group at the fees of approximately HK\$3.1 million and HK\$0.4 million, respectively.

The responsibilities of the external auditors of the Company are set out in the "Independent Auditors' Report" on page 32 of this report.

AUDIT COMMITTEE

The audit committee was established in August 2004. Terms of reference adopted by the audit committee are of no less exacting terms than those duties set out in the Code and a copy of which is available on the websites of the Stock Exchange and the Company. The audit committee of the Company comprises all the three independent non-executive Directors, namely Mr. Chan Yuk Tong, Jimmy (Chairman), Mr. Ho Gilbert Chi Hang and Ms. Chu Hak Ha, Mimi. The main responsibilities of the audit committee include the following:

- assists the Board in discharging its statutory responsibilities on financial and accounting matters;
- reviews and monitors the effectiveness of the audit process in accordance with applicable standard;
- develops and implements policy on the engagement of external auditor;
- reviews the Company's financial controls, internal control and risk management system; and
- develops and reviews the Company's policies and practices on corporate governance and make recommendations to the Board.

CORPORATE GOVERNANCE REPORT

During the year ended 31 December 2014, the audit committee convened three meetings and the individual attendance of each committee member is set out below:

Name of Director	Attendance	(%)
Independent Non-executive Directors:		
Mr. Chan Yuk Tong, Jimmy (<i>Chairman</i>)	3/3	(100%)
Ms. Chu Hak Ha, Mimi	3/3	(100%)
Mr. Ho Gilbert Chi Hang	3/3	(100%)

The audit committee meetings were held to discuss with the management and/or the external auditors the accounting policies and internal controls adopted by the Group, as well as to review the interim and annual financial statements of the Group before recommending them to the Board for adoption and approval. It has also reviewed the Company's compliance with the Code.

The audit committee also made recommendation to the Board on the re-appointment of the external auditor. The Board has not taken a different view from that of the audit committee regarding the selection, appointment, resignation or dismissal of the external auditors.

INTERNAL CONTROLS

The Board is responsible for maintaining an adequate internal control system to safeguard shareholder investments and Company assets, and reviewing the effectiveness of the same on an annual basis.

The Group has an independent internal audit department. The independent internal audit department is primarily responsible for carrying out review of the internal control system and risk management process. This is part of the on-going process to ensure that the effectiveness of material controls is monitored.

During the year of 2014, the Board has conducted a review of the effectiveness of the internal control system of the Group covering all material controls, including financial, operational and compliance controls as well as risk management functions as required by the Code. The audit committee has also reviewed the internal control system of the Group and the findings of major investigations of internal control matters. The Group implements budget management with an aim to have better monitor on both business and financial performance. There was no significant incidence of failure in connection with financial, operational and compliance control during the Year under review and the Board also considered that there are adequate staff with appropriate qualifications and experience, resources and budget of its accounting and financial reporting function, and adequate training programmes have been provided.

The Company has implemented a system of internal controls to provide reasonable assurance that assets are safeguarded, proper accounting records are maintained, appropriate legislation and regulations are complied with, reliable financial information are provided for management and publication purposes, investment and business risks are identified and managed, the Board will continue to review procedures implemented for assessing their effectiveness of the internal control system.

INVESTOR RELATIONS AND COMMUNICATION WITH SHAREHOLDERS

The Company establishes different communication channels with shareholders and investors, including (i) dispatching printed copies of corporate communication documents to shareholders; (ii) using the annual general meeting as a forum for shareholders to raise comments and exchange views with the Board; (iii) setting up regular press conferences and meetings with investors and analysts from time to time to introduce and release information of the Group, (iv) engaging the Company's share registrars to serve the shareholders on all share registration matters, and (v) maintaining a corporate website at www.kamhingintl.com, at which, comprehensive information, updates on the Company's business development and operations are provided.

CORPORATE GOVERNANCE REPORT

SHAREHOLDERS' RIGHTS

In accordance with the Article 58 of the Articles of Association of the Company, one or more shareholders of the Company holding at the date of deposit of the requisition not less than one-tenth of the paid up capital of the Company carrying the right of voting at general meetings of the Company shall at all times have the right, by written requisition to the Board or the Company Secretary, to require an extraordinary general meeting to be called by the Board for the transaction of any business specified in such requisition; and such meeting shall be held within two (2) months after the deposit of such requisition. If within twenty-one (21) days of such deposit the Board fails to proceed to convene such meeting, the requisitionists themselves may do so in the same manner, and all reasonable expenses incurred by the requisitionists as a result of the failure of the Board shall be reimbursed to the requisitionists by the Company.

Shareholders may by ordinary resolution elect any person to be a Director of the Company. If a shareholder wishes to nominate a person to be elected as a Director, the following documents must be validly served to the Company at the Company's principal place of business in Hong Kong at Units 1-9, 8th Floor, Lucida Industrial Building, 43-47 Wang Lung Street, Tsuen Wan, New Territories, Hong Kong: (i) his/her notice of intention to propose a resolution at the general meeting; and (ii) a notice executed by the nominated candidate of his/her willingness to be appointed together with his/her information as required to be disclosed under Rule 13.51(2) of the Listing Rules, within the period commencing on the day after the dispatch of the notice of the general meeting appointed for such election and ending on the date falling seven days after the dispatch of the said notice of the general meeting.

A shareholders' communication policy (the "Policy") was adopted by the Company to maintain an on-going dialogue with shareholders and encourage them to communicate actively with the Company and the Board will review the Policy on a regular basis to ensure its effectiveness.

Shareholders should direct their questions about their shareholdings to the Company's Hong Kong branch share registrar: Tricor Investor Services Limited at Level 22, Hopewell Centre, 183 Queen's Road East, Hong Kong.

Other enquiries or comments raised by any shareholder can be mailed to the Board at the Company's principal place of business in Hong Kong at Units 1-9, 8th Floor, Lucida Industrial Building, 43-47 Wang Lung Street, Tsuen Wan, New Territories, Hong Kong, through the Company's official website (www.kamhingintl.com), or sent through fax number at (852) 2408 1891, or by using the Company's telephone hotline at (852) 2406 0080.

PROFILE OF DIRECTORS AND SENIOR MANAGEMENT

BOARD OF DIRECTORS

EXECUTIVE DIRECTORS

Mr. Tai Chin Chun (戴錦春), aged 53, is the Chairman of the Board, an executive Director, a director of most subsidiaries of the Company and co-founder of the Group. He is also a member of the remuneration committee and nomination committee of the Company. Mr. Tai is in charge of the Group's corporate strategy, planning and overall development. He has more than 25 years of experience in the textile industry, in which he served more than 15 years for the Group. Mr. Tai conferred an Honorary Consulate of The Republic of Mauritius in Hong Kong Special Administration Region ("HKSAR") in January 2010. Mr. Tai obtained the "World Outstanding Chinese Award 2008" from United World Chinese Association and conferred an Honorary Doctor Degree by The University of West Alabama (Regional University), USA. Mr. Tai is an executive director of Guangdong Chamber of Foreign Investors (廣東外商公會常務理事), a member of Guangdong Committee of CPPCC and Nansha Municipal Committee of CPPCC (中國人民政治協商會議廣東省委員會委員、廣州市南沙區委員會委員). He is also a vice chairman and life honorary president of Pan Yue Industrial and Commercial Fellowship Association Limited (香港番禺工商聯誼會有限公司副主席及永遠榮譽會長). He has also been awarded honorary citizenship of Guangzhou Municipal (廣州市榮譽市民), life honorary president of Fujian Tai's Clan Hong Kong Association, Panyu Charity Federation, Guangzhou Municipal (福建旅港戴氏宗親會永遠榮譽會長及廣州市番禺區慈善會永遠榮譽會長). Mr. Tai is the younger brother of Mr. Tai Chin Wen and the spouse of Ms. Cheung So Wan.

Mr. Tai Chin Wen (戴錦文), aged 59, is an executive Director, the Chief Executive Officer, a director of most subsidiaries of the Company and co-founder of the Group. He is also a member of the remuneration committee and nomination committee of the Company. Mr. Tai is in charge of the Group's day-to-day management. He has over 25 years of management experience in the manufacturing industry, in which he served more than 15 years for the Group. Mr. Tai is a standing member of Hubei Committee of CPPCC and Guangdong Enping Committee of CPPCC, a member of the Jiangmen Committee of CPPCC (中國人民政治協商會議湖北省委員會常務委員及廣東省恩平市委員會常務委員及江門市委員會委員). He is a vice chairman of Hubei-Africa Business Council (湖北省非洲民間商會副會長), executive director of Hubei Chinese Overseas Friendship Association (湖北省海外聯誼會常務理事), vice chairman of Guangdong Jiangmen City Association of Foreign Investment (廣東省江門市外商投資協會副會長) and president of Fujian Tai's Clan Hong Kong Association (福建旅港戴氏宗親會會長). He has also been awarded honorary citizenship of Guangzhou Municipal and Jiangmen (廣州市榮譽市民及江門市榮譽市民), life honorary president of Hong Kong Fujian Nan An Association (香港福建南安公會永遠榮譽會長). Mr. Tai is the elder brother of Mr. Tai Chin Chun and the spouse of Ms. Wong Siu Yuk.

Ms. Cheung So Wan (張素雲), aged 51, is an executive Director. She is also a director of some subsidiaries of the Group. She is responsible for sales and marketing, yarn sourcing, quality control and stock control in the Group, and assists in the overall management of the Group. Ms. Cheung joined the Group in November 1996 and has more than 15 years of experience in the textile industry. Ms. Cheung is the spouse of Mr. Tai Chin Chun.

Ms. Wong Siu Yuk (黃少玉), aged 53, is an executive Director. She is also a director of some subsidiaries of the Group. She is responsible for dyeing material sourcing, quality control and stock control in the Group, and assists in the overall management of the Group. Ms. Wong joined the Group in December 1996 and has more than 15 years of experience in the textile industry. Ms. Wong is the spouse of Mr. Tai Chin Wen.

Mr. Chong Chau Lam (莊秋霖), aged 65, is an executive Director. He is responsible for overall management of the textile business of the Group. Mr. Chong obtained a high diploma in Dyeing, Printing and Finishing Technology from the Hong Kong Technical College and a master degree of Business Administration from the University of East Asia. He is an associate member of both the Society of Dyers and Colourists and the Textile Institute in the United Kingdom, and was awarded the Silver Medal and a bar to Silver Medal by the Society of Dyers and Colourists in 1982 and 2013 respectively. Prior to joining the Group on 30 March 2004, he worked as a senior lecturer at the Institute of Textiles and Clothing of the Hong Kong Polytechnic University and an engineer in a local textile company. Mr. Chong is also a member of the Dyeing and Finishing Special Committee and become Vice Director since 2013, a member of the China Textile Engineering Society, and an active technical consultant in the dyeing and finishing sector.

PROFILE OF DIRECTORS AND SENIOR MANAGEMENT

Mr. Wong Wai Kong, Elmen (黃偉桃), aged 49, is an executive Director. Mr. Wong is responsible for the strategic planning and corporate development of the Group. Mr. Wong obtained a bachelor degree of Business Administration from the Hong Kong Baptist University, a master degree of Business Administration from the University of Sheffield and a master degree of Science in Business Information Technology from the Middlesex University. Prior to joining the Group in December 2002, Mr. Wong has over 15 years of experience in corporate finance, financial advisory and management, professional accounting and auditing. Mr. Wong is a Certified Public Accountant (practicing) in Hong Kong and a fellow member of the Association of Chartered Certified Accountants and a fellow member of the Hong Kong Institute of Certified Public Accountants.

Mr. Wong is also an independent non-executive director of Koradior Holdings Limited (stock code : 3709) on 6 June 2014 and Odella Leather Holdings Limited (stock code : 8093) on 28 January 2015, all of which are listed companies in Hong Kong.

INDEPENDENT NON-EXECUTIVE DIRECTORS

Mr. Chan Yuk Tong, Jimmy (陳育棠), aged 52, is a member and the chairman of the audit committee, and a member of the remuneration committee and nomination committee of the Company. Mr. Chan obtained a bachelor degree in Commerce from the University of Newcastle in Australia and a master degree of Business Administration from the Chinese University of Hong Kong. He is a practising fellow member of the Hong Kong Institute of Certified Public Accountants and a member of CPA Australia. Mr. Chan has over 25 years of experience in corporate finance, financial advisory and management, professional accounting and auditing. Mr. Chan joined the Group on 30 March 2004.

He is also an independent non-executive director of Five Dragons Electric Vehicles Limited (formerly known as Sinopoly Battery Company Limited), Global Sweeteners Holdings Limited, Ground Properties Company Limited, which are listed companies in Hong Kong. Mr. Chan was a non-executive director of Golden Shield Holdings (Industrial) Limited during the period from 16 June 2014 to 5 December 2014. Mr. Chan retired/resigned as an executive director of Asia Cassava Resources Holdings Limited on 3 August 2010, an independent non-executive director of Great Wall Motor Company Limited on 26 November 2010, a non-executive director of Vitop Bioenergy Holdings Limited on 24 May 2011, an independent non-executive director of BYD Electronic (International) Company Limited on 7 June 2013, Xinhua Winshare Publishing and Media Co., Ltd. on 10 July 2013, Daisho Microline Holdings Limited on 26 August 2013 and Ausnutria Dairy Corporation Ltd on 2 January 2015, all of which are listed companies in Hong Kong. He has also retired as an independent non-executive director of Anhui Conch Cement Company Limited, which is a listed company in Hong Kong and Shanghai, with effect from 31 May 2012. On 7 August 2013, Mr. Chan also resigned as an independent non-executive director of Trauson Holdings Company Limited, which has withdrawn its listing from the Stock Exchange with effect from 15 July 2013.

Ms. Chu Hak Ha, Mimi (朱克遐), aged 51, is a solicitor practising in Hong Kong and a partner of David Lo & Partners, a law firm in Hong Kong. Ms. Chu was also admitted as solicitor in England and Wales and solicitor and barrister in the Australian Capital Territory. Ms. Chu joined the Group on 30 March 2004. She is a member and the chairman of the remuneration committee, and a member of the audit committee and nomination committee of the Company.

Mr. Ho Gilbert Chi Hang (何智恒), aged 38, is a member and the chairman of the nomination committee, and a member of the remuneration committee and audit committee of the Company. He is the managing partner of AID Partners Capital Limited and is the executive director and chief investment officer of AID Partners Capital Holdings Limited, a company listed on the Stock Exchange. Prior to joining AID Partners Capital Limited, he was the vice president of ITC Corporation Limited, a company listed on the Stock Exchange, the senior investment director of New World Development Company Limited, a company listed on the Stock Exchange, an executive director of New World Strategic Investment Limited and a partner of an international law firm Fried, Frank, Harris, Shriver and Jacobson LLP. He is a committee member of the Chinese People's Political Consultative Conference of Shenyang, Liaoning Province (中國人民政治協商會議遼寧省瀋陽市委員會), a Standing Committee Member of the Youth Federation of Inner Mongolia (內蒙

PROFILE OF DIRECTORS AND SENIOR MANAGEMENT

古自治區青年聯合會) and the Vice Chairman of Inner Mongolia & Hong Kong Youth Exchange Association (蒙港青年交流促進會). Mr. Gilbert Ho holds a Bachelor of Commerce degree and a Bachelor of Laws degree from the University of Sydney, Australia and is a solicitor admitted in New South Wales, Australia and England and Wales and a solicitor and barrister admitted in the High Court of Australia.

Mr. Gilbert Ho had been a non-executive director of Renhe Commercial Holdings Company Limited during December 2007 to 27 February 2012, a non-executive director of Capital Environment Holdings Limited during 6 January 2010 to 23 September 2010 and an independent non-executive director of Infinity Chemical Holdings Limited during March 2010 to 21 November 2013, and is an independent non-executive director of Hailiang International Holdings Limited (formerly known as “Sunlink International Holdings Limited”) since 12 May 2014. All of the above-mentioned companies are listed on the Stock Exchange. Mr. Gilbert Ho joined the Group on 4 May 2010.

SENIOR MANAGEMENT

Mr. Kung Wai Chung (龔衛忠), aged 57, is the deputy general manager of the Group and is responsible for the overall management and administration in the Group. Mr. Kung is a director of some subsidiaries of the Group. Mr. Kung obtained a craft certificate in Tool and Die Making awarded by the Kwai Chung Technical Institute and a professional certificate in Business Management awarded by the Hong Kong Open University. Prior to joining the Group in November 1996, Mr. Kung has worked for textile companies for over 10 years. Mr. Kung is the brother-in-law of both Mr. Tai Chin Chun and Mr. Tai Chin Wen.

Mr. Wong Yi Ming (黃一鳴), aged 50, is the deputy managing director of Guangzhou Kamhing Textile Dyeing Co., Ltd. (the “Guangzhou KH”), a wholly-owned subsidiary of the Group, and is responsible for the overall management and administration of Guangzhou KH. Mr. Wong obtained a master degree of Business Administration from the Zhongshan University. He has over 20 years of management experience in the textile industry. Prior to joining the Group in September 1997, Mr. Wong has worked for PRC companies for over 16 years, where he was responsible for financial and business management. Mr. Wong is the younger brother of Ms. Wong Siu Yuk.

Mr. Chin Tai Wing (錢棟榮), aged 64, is the director and chief executive officer of Kam Wing International Textile Company Limited (“Kam Wing”), a subsidiary of the Group which is the holding company of the Group’s fabric factory in Enping, the PRC. Mr. Chin is in charge of the corporate development and management of Kam Wing and its subsidiary. Mr. Chin has more than 30 years of experience in the textile industry and has been actively engaged in the textile business of dyeing, finishing, printing, knitting and sales of fabric. Mr. Chin joined the Group in January 2007. Mr. Chin is the father-in-law of a son of Mr. Tai Chin Wen.

Mr. Wong Yin Ming (王燕明), aged 53, is the factory manager of the yarn dyeing operation of Guangzhou KH and is responsible for the monitoring and management of the Group’s yarn dyeing operation. Prior to joining the Group in June 2004, Mr. Wong has worked for dyeing companies for over 10 years.

Mr. Chan Ying Wah (陳映華), aged 59, is the factory manager of the knitting operation of Guangzhou KH and is responsible for the monitoring and management of the Group’s knitting operation. Prior to joining the Group in January 2003, Mr. Chan worked for knitting companies for over 20 years.

Mr. Ho Yi Piu, Bill (何宜標), aged 46, is the director of Kam Hing Piece Works (S) Pte Limited, a wholly-owned subsidiary of the Group. Mr. Ho is the sales director in charge of the Group’s sales and marketing function in the Singapore region. Mr. Ho obtained a diploma in Business Administration from the Society of Business Practitioners, Cheshire, the United Kingdom. Prior to joining the Group in June 1999, Mr. Ho has worked for fabric trading companies and he has over 10 years of experience in the textile industry. Mr. Ho is the son-in-law of the brother of Mr. Tai Chin Chun and Mr. Tai Chin Wen.

PROFILE OF DIRECTORS AND SENIOR MANAGEMENT

Ms. Leung Mei Yin (梁美賢), aged 50, is the sales director in charge of the Group's sales and marketing function in the Hong Kong Region. Ms. Leung has over 20 years of experience in the textile industry. Ms. Leung joined the Group in December 2008.

Mr. Tai Tang Tat (戴騰達), aged 34, is the general manager and sales director of Kam Hing Piece Works Limited, a wholly-owned subsidiary of the Group. Mr. Tai is the sales director in charge of sales and marketing function and a director of some subsidiaries of the Group. Mr. Tai obtained a diploma in Computer Science from the Sydney Institute of Business and Technology, Australia. Mr. Tai is the son of Mr. Tai Chin Wen. Mr. Tai joined the Group in March 2002.

Mr. Lei Heong Man, Ben (李向民), aged 54, is the chief financial officer and company secretary of the Group and is responsible for the supervision and management of the Group's financial matters. Mr. Lei has over 18 years of experience in regional financial and operational management in multinational corporations and listed companies, and he is a fellow member of the Association of Chartered Certified Accountants and an associate member of the Hong Kong Institute of Certified Public Accountants. Mr. Lei holds a bachelor degree in Accountancy, Finance and Economics from the University of Essex, and a Master of Business Administration degree from The University of Wales, the United Kingdom. Mr. Lei joined the Group in June 2009.

REPORT OF THE DIRECTORS

The directors present their report and the audited financial statements of the Company and of the Group for the year ended 31 December 2014.

PRINCIPAL ACTIVITIES

The principal activity of the Company is investment holding. Details of the principal activities of the principal subsidiaries are set out in note 17 to the financial statements. There were no significant changes in the nature of the Group's principal activities during the year.

RESULTS AND DIVIDENDS

The Group's profit for the year ended 31 December 2014 and the state of affairs of the Company and of the Group at that date are set out in the financial statements on pages 34 to 109.

The directors recommend the payment of a final dividend of HK1.3 cents (2013: HK2.5 cents) per ordinary share in respect of the year, to be payable to the shareholders whose names appear on the register of members of the Company on 22 June 2015. Subject to the approval of shareholders at the forthcoming annual general meeting, the proposed final dividend will be paid on or about 6 July 2015.

CLOSURE OF REGISTER OF MEMBERS

The register of members of the Company will be closed during the following periods:

- (a) For determining the entitlement to attend and vote at the AGM, the register of members of the Company will be closed from Thursday, 11 June 2015 to Monday, 15 June 2015, both days inclusive, during which period no transfer of shares of the Company will be registered. In order to be eligible to attend and vote at the AGM, unregistered holders of shares of the Company should ensure that all transfer forms accompanied by the relevant share certificates must be lodged with the branch share registrar of Hong Kong, Tricor Investor Services Limited, at Level 22, Hopewell Centre, 183 Queen's Road East, Hong Kong for registration no later than 4:30 p.m. on Wednesday, 10 June 2015.
- (b) For determining the entitlement to the proposed final dividend for the Year (subject to approval by the shareholders at the annual general meeting), the register of members of the Company will be closed from Friday, 19 June 2015 to Monday, 22 June 2015, both days inclusive, during which period no transfer of shares of the Company will be registered. In order to be eligible for the proposed final dividend, unregistered holders of shares of the Company should ensure that all transfer forms accompanied by the relevant share certificates must be lodged with the branch share registrar of Hong Kong, Tricor Investor Services Limited, at Level 22, Hopewell Centre, 183 Queen's Road East, Hong Kong for registration no later than 4:30 p.m. on Thursday, 18 June 2015.

SUMMARY FINANCIAL INFORMATION

A summary of the results and assets, liabilities and non-controlling interests of the Group for the last five financial years, is set out on page 110. This summary does not form part of the audited financial statements.

PROPERTY, PLANT AND EQUIPMENT

Details of movements in the property, plant and equipment of the Group during the year are set out in note 14 to the financial statements.

REPORT OF THE DIRECTORS

SHARE CAPITAL AND SHARE OPTIONS

There were no movements in the Company's share capital during the year. Details of movements in the Company's share options during the year, together with the reasons therefor, are set out in note 31 to the financial statements.

PRE-EMPTIVE RIGHTS

There are no provisions for pre-emptive rights under the Company's articles of association or the laws of the Cayman Islands which would oblige the Company to offer new shares on a pro rata basis to existing shareholders of the Company.

PURCHASE, REDEMPTION OR SALE OF LISTED SECURITIES OF THE COMPANY

Neither the Company, nor any of its subsidiaries purchased, redeemed or sold any of the Company's listed securities during the year.

RESERVES

Details of movements in the reserves of the Company and of the Group during the year are set out in note 32(b) to the financial statements and in the consolidated statement of changes in equity, respectively.

DISTRIBUTABLE RESERVES

As at 31 December 2014, the Company's reserves available for distribution, calculated in accordance with the Companies Law, Cap. 22 (Law 3 of 1961, as consolidated and revised) of the Cayman Islands, amounting to HK\$970,487,000, of which HK\$11,309,000 have been proposed as final dividend for the year after the reporting period. The amount of HK\$970,487,000 includes the Company's share premium account and capital reserve of HK\$848,112,000 in aggregate as at 31 December 2014, which may be distributed provided that immediately following the date on which the dividend is proposed to be distributed, the Company will be able to pay off its debts as and when they fall due in the ordinary course of business.

CHARITABLE CONTRIBUTIONS

During the year, the Group made charitable contributions totalling HK\$1,632,000.

MAJOR CUSTOMERS AND SUPPLIERS

In the year under review, sales to the Group's five largest customers accounted for 28.3% (2013: 30.7%) of the total sales and sales to the largest customer included therein accounted for 8.4% (2013: 8.8%). Purchases from the Group's five largest suppliers accounted for 39.9% (2013: 35.9%) of the total purchases for the year and purchases from the largest supplier included therein accounted for 11.5% (2013: 11.7%).

None of the directors of the Company or any of their respective close associates or any shareholders (which, to the best knowledge of the directors, own more than 5% of the Company's issued share capital) had any beneficial interest in the Group's five largest customers and/or five largest suppliers during the year.

REPORT OF THE DIRECTORS

DIRECTORS

The directors of the Company during the year and as at the date of this report were:

Executive directors:

Mr. Tai Chin Chun (*Chairman*)
Mr. Tai Chin Wen (*Chief Executive Officer*)
Ms. Cheung So Wan
Ms. Wong Siu Yuk
Mr. Chong Chau Lam
Mr. Wong Wai Kong, Elmen

Independent non-executive directors:

Ms. Chu Hak Ha, Mimi
Mr. Chan Yuk Tong, Jimmy
Mr. Ho Gilbert Chi Hang

In accordance with article 87(1) of the Company's articles of association, Mr. Tai Chin Chun, Ms. Cheung So Wan and Mr. Ho Gilbert Chi Hang will retire by rotation and, being eligible, will offer themselves for re-election at the forthcoming annual general meeting of the Company. The independent non-executive directors are appointed for a term of two to three years.

The Company has received annual confirmations of independence from Ms. Chu Hak Ha, Mimi, Mr. Chan Yuk Tong, Jimmy and Mr. Ho Gilbert Chi Hang, and considers them to be independent.

DIRECTORS' AND SENIOR MANAGEMENT'S BIOGRAPHIES

Biographical details of the directors of the Company and the senior management of the Group are set out on pages 20 to 23 of the annual report.

DIRECTORS' SERVICE CONTRACTS

Each of the executive directors and the independent non-executive directors has a service contract with the Company for a term of three years and two to three years, respectively and is subject to termination by either party by giving not less than three months' and one month's written notice, respectively.

Under the service contracts, after each complete year of service, the remuneration payable to each of the executive directors may, subject to the discretion of the Board, be entitled to discretionary bonuses, with reference to their duties and responsibilities with the Company, their performance against corporate goals and objectives, the remuneration standard in the market and salaries paid by the comparable companies.

None of the directors proposed for re-election at the forthcoming annual general meeting has a service contract with the Company or any of its subsidiaries which is not determinable by the Company within one year without payment of compensation (other than statutory compensation).

REPORT OF THE DIRECTORS

EMOLUMENT POLICY AND DIRECTORS' REMUNERATION

The directors' remuneration is subject to shareholders' approval at general meetings with reference to the recommendation of the Company's remuneration committee. The Group's emolument policies are formulated based on the performance of individual employees and are reviewed regularly. Subject to the Group's profitability, the Group may also provide a discretionary bonus to its employees as an incentive for their contribution to the Group. The primary goal of the remuneration policy with regard to the remuneration packages of the Group's executive directors is to enable the Group to retain and motivate executive directors by linking their compensation with performance as measured against corporate objectives achieved.

The principal elements of the Group's remuneration packages include basic salaries, discretionary bonuses, housing benefits and share option benefits.

DIRECTORS' INTERESTS IN CONTRACTS

Save as disclosed in the related party transactions disclosures in note 37 to the financial statements, no director had a material interest, either directly or indirectly, in any contract of significance to the business of the Group to which the Company or any of its subsidiaries was a party during the year.

DIRECTORS' INTERESTS AND SHORT POSITIONS IN SHARES AND UNDERLYING SHARES

At 31 December 2014, the interests and short positions of the directors or the chief executive of the Company in the share capital and underlying shares of the Company or its associated corporations (within the meaning of Part XV of the Securities and Futures Ordinance (the "SFO")), as recorded in the register required to be kept by the Company pursuant to section 352 of the SFO, or as otherwise notified to the Company and The Stock Exchange of Hong Kong Limited (the "Stock Exchange") pursuant to the Model Code for Securities Transactions by Directors of Listed Issuers (the "Model Code"), were as follows:

Long positions in ordinary shares and underlying shares of the Company:

Name of director	Notes	Capacity and nature of interest			Total interests (shares)	Approximate percentage of the Company's issued share capital (%)
		Beneficial owner (shares)	Interest of spouse (shares)	Interest in controlled corporation (shares)		
Mr. Tai Chin Chun	1	3,000,000	1,000,000	332,600,000	336,600,000	38.69
Mr. Tai Chin Wen	2	2,000,000	1,000,000	96,000,000	99,000,000	11.38
Ms. Cheung So Wan	3	1,000,000	335,600,000	–	336,600,000	38.69
Ms. Wong Siu Yuk	4	1,000,000	98,000,000	–	99,000,000	11.38
Mr. Chong Chau Lam		300,000	–	–	300,000	0.03

REPORT OF THE DIRECTORS

Notes:

1. 332,600,000 shares are held by Exceed Standard Limited (“Exceed Standard”), a company incorporated in the British Virgin Islands (the “BVI”) and beneficially owned by Mr. Tai Chin Chun, the chairman and an executive director of the Company. As Ms. Cheung So Wan is his spouse, Mr. Tai Chin Chun is deemed to be interested in the 1,000,000 shares held by Ms. Cheung So Wan under the SFO.
2. 96,000,000 shares are held by Power Strategy Limited (“Power Strategy”), a company incorporated in the BVI and beneficially owned by Mr. Tai Chin Wen. As Ms. Wong Siu Yuk is his spouse, Mr. Tai Chin Wen is deemed to be interested in the 1,000,000 shares held by Ms. Wong Siu Yuk under the SFO.
3. Ms. Cheung So Wan is deemed to be interested in the shares held by her spouse, Mr. Tai Chin Chun, under the SFO.
4. Ms. Wong Siu Yuk is deemed to be interested in the shares held by her spouse, Mr. Tai Chin Wen, under the SFO.

Save as disclosed above, as at 31 December 2014, none of the directors nor the chief executive of the Company had any interest or short position in the shares, underlying shares or debentures of the Company or any of its associated corporations that was required to be recorded pursuant to section 352 of the SFO, or as otherwise notified to the Company and the Stock Exchange pursuant to the Model Code.

DIRECTORS’ RIGHTS TO ACQUIRE SHARES OR DEBENTURES

Save as disclosed in the section “Directors’ interests and short positions in shares and underlying shares” above and in the section “Share option scheme” below, at no time during the year were rights to acquire benefits by means of the acquisition of shares in or debentures of the Company granted to any of the directors or their respective spouses or minor children, or were any such rights exercised by them; or was the Company or any of its subsidiaries a party to any arrangement to enable the directors to acquire such rights in any other body corporate.

SHARE OPTION SCHEME

On 9 June 2014, the Company adopted a new share option scheme (the “New Scheme”) and terminated the share option scheme adopted by the Company on 25 August 2004 (the “Old Scheme”). Further details of the Old Scheme and the New Scheme are disclosed in note 31 to the financial statements.

REPORT OF THE DIRECTORS

The following table shows the movements in the Company's share options outstanding during the year in respect of the Old Scheme:

Name of category of participant	Number of share options					At 31 December 2014	Date of grant of share options*	Exercise period of share options	Exercise price of share options** HK\$ per share	Price of the Company's shares at the grant date of options*** HK\$ per share	Weighted average closing price immediately before the exercise date HK\$ per share
	At 1 January 2014	Granted during the year	Exercised during the year	Cancelled during the year	Lapsed during the year						
Non-director employees											
In aggregate	1,060,000	-	-	-	(1,060,000)	-	6 October 2004	6 October 2005 to 5 October 2014	1.28	1.24	N/A
Others											
In aggregate	220,000	-	-	-	(220,000)	-	6 October 2004	6 October 2005 to 5 October 2014	1.28	1.24	N/A
Total	1,280,000	-	-	-	(1,280,000)	-					

* The vesting period of the share options was from the date of grant until the commencement of the exercise period.

** The exercise price of the share options was subject to adjustment in the case of rights or bonus issues, or other similar changes in the Company's share capital.

*** The price of the Company's shares disclosed at the grant date of options was the closing price of the Company's shares on the Stock Exchange on the trading day or the average closing price of the Company's shares as stated in the Stock Exchange's daily quotation sheets for the five business days immediately prior to the date of offer of the grant of the options.

As at 31 December 2014, no share options had been granted under the New Scheme.

CONTRACT OF SIGNIFICANCE

No contracts of significance in relation to the Group's business in which the Company or any of its subsidiaries was a party and in which a director of the Company had a material interest, whether directly or indirectly, subsisted during or at the end of the year.

REPORT OF THE DIRECTORS

PERSONS WHO HAVE AN INTEREST OR SHORT POSITION WHICH IS DISCLOSEABLE UNDER DIVISIONS 2 AND 3 OF PART XV OF THE SFO

So far as is known to the directors and the chief executive of the Company, as at 31 December 2014, the following persons (not being directors or chief executive of the Company) had, or were deemed to have, interests or short positions in the shares or underlying shares of the Company which would fall to be disclosed to the Company and the Stock Exchange under the provisions of Divisions 2 and 3 of Part XV of the SFO:

Long positions:

Name	Capacity and nature of interest (Note)	Number of ordinary shares held	Percentage of the Company's issued share capital
Exceed Standard	Beneficial owner	332,600,000	38.23
Power Strategy	Beneficial owner	96,000,000	11.04

Note: The relationship between Exceed Standard and Mr. Tai Chin Chun, as well as that between Power Strategy and Mr. Tai Chin Wen are disclosed in the notes under the section headed "Directors' interests and short positions in shares and underlying shares" above.

Save as disclosed above, as at 31 December 2014, no person, other than the directors or the chief executive of the Company whose interests are set out under the sections headed "Directors' interests and short positions in shares and underlying shares" and "Share option scheme" above, had an interest or short position in the shares or underlying shares of the Company that was required to be recorded in the register pursuant to section 336 of the SFO.

DISCLOSURES PURSUANT TO RULE 13.21 OF THE RULES GOVERNING THE LISTING OF SECURITIES ON THE STOCK EXCHANGE (THE "LISTING RULES")

In accordance with the requirements of Rule 13.21 of the Listing Rules, disclosure is required in respect of the loan agreements of the Company and of a subsidiary of the Company, which contain covenants requiring performance obligations of the controlling shareholders of the Company.

Pursuant to the facility agreement dated 6 August 2013 and entered into among the Company and two other subsidiaries of the Company as guarantors, a wholly-owned subsidiary of the Company as the borrower and a syndicate of banks as lenders, a term loan facility in an aggregate sum of HK\$1,000.0 million for a term of three and a half years is made available to the subsidiary of the Company repayable in four equal instalments on the dates falling 24, 30, 36 and 42 months after the date of the facility agreement. An event of default would arise if, either of or taken together, Mr. Tai Chin Chun and Mr. Tai Chin Wen either: (i) do not or cease to own, directly or indirectly, at least 40% of the beneficial interest in the Company, carrying at least 40% of the voting right, free from any security interest; (ii) are not or cease to be the single largest shareholder of the Company, (iii) do not or cease to have management control of the Group or (iv) do not or cease to appoint or nominate the majority of the Board or is not the chairman of the Company, the commitments under the loan facility may be cancelled and all amounts outstanding under the loan facility may become immediately due and payable.

SUFFICIENCY OF PUBLIC FLOAT

Based on information that is publicly available to the Company and within the knowledge of the directors, at least 25% of the Company's total issued share capital was held by the public as at the date of this report.

REPORT OF THE DIRECTORS

AUDITORS

Ernst & Young retire and a resolution for their reappointment as auditors of the Company will be proposed at the forthcoming annual general meeting of the Company.

ON BEHALF OF THE BOARD

Tai Chin Chun

Chairman

Hong Kong
27 March 2015

INDEPENDENT AUDITORS' REPORT



To the shareholders of Kam Hing International Holdings Limited

(Incorporated in the Cayman Islands with limited liability)

We have audited the consolidated financial statements of Kam Hing International Holdings Limited (the "Company") and its subsidiaries (together, the "Group") set out on pages 34 to 109, which comprise the consolidated and company statements of financial position as at 31 December 2014, and the consolidated statement of profit or loss, the consolidated statement of comprehensive income, the consolidated statement of changes in equity and the consolidated statement of cash flows for the year then ended, and a summary of significant accounting policies and other explanatory information.

DIRECTORS' RESPONSIBILITY FOR THE CONSOLIDATED FINANCIAL STATEMENTS

The directors of the Company are responsible for the preparation of consolidated financial statements that give a true and fair view in accordance with Hong Kong Financial Reporting Standards issued by the Hong Kong Institute of Certified Public Accountants and the disclosure requirements of the Hong Kong Companies Ordinance, and for such internal control as the directors determine is necessary to enable the preparation of consolidated financial statements that are free from material misstatement, whether due to fraud or error.

AUDITORS' RESPONSIBILITY

Our responsibility is to express an opinion on these consolidated financial statements based on our audit. Our report is made solely to you, as a body, and for no other purpose. We do not assume responsibility towards or accept liability to any other person for the contents of this report.

We conducted our audit in accordance with Hong Kong Standards on Auditing issued by the Hong Kong Institute of Certified Public Accountants. Those standards require that we comply with ethical requirements and plan and perform the audit to obtain reasonable assurance about whether the consolidated financial statements are free from material misstatement.

An audit involves performing procedures to obtain audit evidence about the amounts and disclosures in the consolidated financial statements. The procedures selected depend on the auditors' judgement, including the assessment of the risks of material misstatement of the consolidated financial statements, whether due to fraud or error. In making those risk assessments, the auditors consider internal control relevant to the entity's preparation of consolidated financial statements that give a true and fair view in order to design audit procedures that are appropriate in the circumstances, but not for the purpose of expressing an opinion on the effectiveness of the entity's internal control. An audit also includes evaluating the appropriateness of accounting policies used and the reasonableness of accounting estimates made by the directors, as well as evaluating the overall presentation of the consolidated financial statements.

We believe that the audit evidence we have obtained is sufficient and appropriate to provide a basis for our audit opinion.

INDEPENDENT AUDITORS' REPORT

To the shareholders of Kam Hing International Holdings Limited

(Incorporated in the Cayman Islands with limited liability)

OPINION

In our opinion, the consolidated financial statements give a true and fair view of the state of affairs of the Company and of the Group as at 31 December 2014, and of the Group's profit and cash flows for the year then ended in accordance with Hong Kong Financial Reporting Standards and have been properly prepared in accordance with the disclosure requirements of the Hong Kong Companies Ordinance.

Ernst & Young

Certified Public Accountants

22/F

CITIC Tower

1 Tim Mei Avenue, Central

Hong Kong

27 March 2015

CONSOLIDATED STATEMENT OF PROFIT OR LOSS

Year ended 31 December 2014

	Notes	2014 HK\$'000	2013 HK\$'000
REVENUE	5	3,985,699	3,922,625
Cost of sales		(3,412,403)	(3,272,134)
Gross profit		573,296	650,491
Other income and gains, net	5	24,203	31,072
Selling and distribution expenses		(109,456)	(122,486)
Administrative expenses		(314,570)	(350,479)
Other operating expenses, net		(13,930)	(17,573)
Gain on disposal of a joint venture	18	10,306	–
Finance costs	6	(56,745)	(61,675)
Share of profits less losses of a joint venture		(1,697)	(5,268)
Share of profits less losses of an associate		(4,635)	(544)
PROFIT BEFORE TAX	7	106,772	123,538
Income tax expense	10	(24,255)	(19,821)
PROFIT FOR THE YEAR		82,517	103,717
Attributable to:			
Ordinary equity holders of the Company	11	81,055	91,699
Non-controlling interests		1,462	12,018
		82,517	103,717
EARNINGS PER SHARE ATTRIBUTABLE TO ORDINARY EQUITY HOLDERS OF THE COMPANY	13		
Basic		HK9.3 cents	HK10.5 cents
Diluted		N/A	N/A

Details of the dividend are disclosed in note 12 to the financial statements.

CONSOLIDATED STATEMENT OF COMPREHENSIVE INCOME

Year ended 31 December 2014

	Notes	2014 HK\$'000	2013 HK\$'000
PROFIT FOR THE YEAR		82,517	103,717
OTHER COMPREHENSIVE EXPENSES			
Other comprehensive expenses to be reclassified to profit or loss in subsequent periods:			
Realisation of exchange reserve upon deregistration of subsidiaries		–	(355)
TOTAL COMPREHENSIVE INCOME FOR THE YEAR		82,517	103,362
Attributable to:			
Ordinary equity holders of the Company	11	81,055	91,344
Non-controlling interests		1,462	12,018
		82,517	103,362

CONSOLIDATED STATEMENT OF FINANCIAL POSITION

31 December 2014

	Notes	2014 HK\$'000	2013 HK\$'000
NON-CURRENT ASSETS			
Property, plant and equipment	14	2,106,533	2,022,956
Prepaid land lease payments	15	65,615	67,438
Intangible assets	16	–	–
Interest in a joint venture	18	–	21,627
Interest in an associate	19	42,152	46,787
Prepayments		14,271	8,500
Long term receivables		29,324	15,848
Deposits paid	20	32,863	36,445
Deferred tax assets	29	8,931	5,835
Total non-current assets		2,299,689	2,225,436
CURRENT ASSETS			
Inventories	21	960,942	932,545
Accounts and bills receivable	22	821,046	650,165
Prepayments, deposits and other receivables		80,902	82,107
Equity investment at fair value through profit or loss	23	301	385
Derivative financial instruments	26	–	471
Due from a joint venture	18	–	2,647
Tax recoverable		5,772	1,321
Pledged deposits	24	11,319	–
Cash and cash equivalents	24	487,283	554,879
Total current assets		2,367,565	2,224,520
CURRENT LIABILITIES			
Accounts and bills payable	25	612,358	556,303
Accrued liabilities and other payables		165,034	124,703
Derivative financial instruments	26	3,569	129
Due to an associate	19	3,102	3,095
Tax payable		29,409	29,620
Interest-bearing bank and other borrowings	27	952,069	575,748
Total current liabilities		1,765,541	1,289,598
NET CURRENT ASSETS		602,024	934,922
TOTAL ASSETS LESS CURRENT LIABILITIES		2,901,713	3,160,358

CONSOLIDATED STATEMENT OF FINANCIAL POSITION

(CONTINUED)

31 December 2014

	Notes	2014 HK\$'000	2013 HK\$'000
NON-CURRENT LIABILITIES			
Interest-bearing bank and other borrowings	27	827,842	1,137,518
Deferred tax liabilities	29	175	902
Total non-current liabilities		828,017	1,138,420
Net assets		2,073,696	2,021,938
EQUITY			
Equity attributable to ordinary equity holders of the Company			
Issued capital	30	86,992	86,992
Reserves	32(a)	1,939,046	1,879,739
		2,026,038	1,966,731
Non-controlling interests		47,658	55,207
Total equity		2,073,696	2,021,938

Tai Chin Chun
Director

Tai Chin Wen
Director

CONSOLIDATED STATEMENT OF CHANGES IN EQUITY

Year ended 31 December 2014

	Notes	Attributable to ordinary equity holders of the Company								Non-controlling interests	Total equity	
		Issued capital	Share premium account	Share option reserve	Capital reserve	Statutory surplus reserve	Other reserve	Exchange fluctuation reserve	Retained profits			
		HK\$'000	HK\$'000	HK\$'000	HK\$'000	HK\$'000	HK\$'000	HK'000	HK\$'000			HK\$'000
At 1 January 2014		86,992	446,105	290	104,804	42,500	(9,360)	327,657	967,743	1,966,731	55,207	2,021,938
Profit for the year and total comprehensive income for the year		-	-	-	-	-	-	-	81,055	81,055	1,462	82,517
Final 2013 dividend declared and paid		-	-	-	-	-	-	-	(21,748)	(21,748)	-	(21,748)
Dividend paid to non-controlling shareholders		-	-	-	-	-	-	-	-	-	(9,011)	(9,011)
Transfer of share option reserve upon lapse of share options	32(b)	-	-	(290)	-	-	-	-	290	-	-	-
Transfer to statutory surplus reserve		-	-	-	-	2,637	-	-	(2,637)	-	-	-
At 31 December 2014		86,992	446,105 *	- *	104,804 *	45,137 *	(9,360) *	327,657 *	1,024,703 *	2,026,038	47,658	2,073,696

* These reserve accounts comprise the consolidated reserves of HK\$1,939,046,000 (2013: HK\$1,879,739,000) in the consolidated statement of financial position.

CONSOLIDATED STATEMENT OF CHANGES IN EQUITY (CONTINUED)

Year ended 31 December 2014

	Notes	Attributable to ordinary equity holders of the Company								Non-controlling interests	Total equity	
		Issued capital	Share premium account	Share option reserve	Capital reserve	Statutory surplus reserve	Other reserve	Exchange fluctuation reserve	Retained profits			
		HK\$'000	HK\$'000	HK\$'000	HK\$'000	HK\$'000	HK\$'000	HK'000	HK\$'000			HK\$'000
At 1 January 2013		86,992	446,105	290	104,804	39,601	–	327,536	902,431	1,907,759	56,355	1,964,114
Profit for the year		–	–	–	–	–	–	–	91,699	91,699	12,018	103,717
Other comprehensive expense for the year:												
Realisation of exchange reserve upon deregistration of subsidiaries	7	–	–	–	–	–	–	(355)	–	(355)	–	(355)
Total comprehensive income/(expenses) for the year		–	–	–	–	–	–	(355)	91,699	91,344	12,018	103,362
Final 2012 dividend declared and paid		–	–	–	–	–	–	–	(23,488)	(23,488)	–	(23,488)
Dividend paid to non-controlling shareholders		–	–	–	–	–	–	–	–	–	(2,050)	(2,050)
Acquisition of non-controlling interests	17(d)	–	–	–	–	–	(9,360)	476	–	(8,884)	(11,116)	(20,000)
Transfer to statutory surplus reserve		–	–	–	–	2,899	–	–	(2,899)	–	–	–
At 31 December 2013		86,992	446,105*	290*	104,804*	42,500*	(9,360)*	327,657*	967,743*	1,966,731	55,207	2,021,938

CONSOLIDATED STATEMENT OF CASH FLOWS

Year ended 31 December 2014

	Notes	2014 HK\$'000	2013 HK\$'000
CASH FLOWS FROM OPERATING ACTIVITIES			
Profit before tax		106,772	123,538
Adjustments for:			
Share of profits less losses of a joint venture		1,697	5,268
Share of profits less losses of an associate		4,635	544
Bank interest income	5	(1,833)	(2,448)
Fair value losses/(gains), net:			
Equity investment at fair value through profit or loss	5	84	211
Derivative financial instruments – transactions not qualified as hedges but matured during the year	5	662	(1,297)
Derivative financial instruments – transactions not qualified as hedges and not yet matured	5	3,569	(341)
Finance costs	6	51,888	44,571
Amortisation of bank charges on syndicated loans	6	4,857	17,104
Depreciation of items of property, plant and equipment	7	300,324	257,602
Amortisation of prepaid land lease payments	7	1,823	1,823
Loss on disposal of items of property, plant and equipment	7	1,062	5,086
Impairment of accounts receivable	7	5,861	6,913
Write-off of accounts receivable	7	–	63
Write-back of impairment allowance for accounts receivable	7	(3,517)	(2,456)
Impairment of a deposit and other receivables	7	4,825	4,054
Gain on deregistration of subsidiaries	7	–	(355)
Gain on disposal of a joint venture	18	(10,306)	–
		472,403	459,880
Increase in inventories		(28,397)	(161,986)
Decrease/(increase) in accounts and bills receivable		(173,225)	34,439
Increase in prepayments, deposits and other receivables		(9,391)	(34,189)
Decrease in an amount due from a joint venture	18	383	33,653
Increase/(decrease) in accounts and bills payable		56,055	(5,320)
Increase in accrued liabilities and other payables		40,331	6,096
Proceeds from/(purchase of) derivative financial instruments upon maturity – transactions not qualified as hedges		(320)	1,333
		357,839	333,906
Cash generated from operations		357,839	333,906
Interest received		1,833	2,448
Interest paid		(51,006)	(42,904)
Interest element of finance lease rental payments		(882)	(1,667)
Hong Kong profits tax refunded		1,251	944
Hong Kong profits tax paid		(17,817)	(4,391)
Overseas taxes paid		(16,174)	(12,618)
		275,044	275,718
Net cash flows from operating activities		275,044	275,718

CONSOLIDATED STATEMENT OF CASH FLOWS (CONTINUED)

Year ended 31 December 2014

	Notes	2014 HK\$'000	2013 HK\$'000
CASH FLOWS FROM INVESTING ACTIVITIES			
Purchases of items of property, plant and equipment	14, 33	(301,050)	(408,422)
Proceeds from disposal of items of property, plant and equipment		1,567	8,978
Proceed from disposal of a joint venture	18	32,500	–
Acquisition of a subsidiary	17(j)	(71,060)	–
Acquisition of non-controlling interests	17(d)	–	(20,000)
Increase/(decrease) in an amount due to an associate		7	(17)
Increase in long term receivables		(13,476)	(461)
Increase in deposits paid	33	(10,838)	(14,420)
Decrease/(increase) in pledged time deposits		(11,319)	2,174
Net cash flows used in investing activities		(373,669)	(432,168)
CASH FLOWS FROM FINANCING ACTIVITIES			
Capital element of finance lease rental payments		(18,661)	(31,152)
Drawdown of bank loans		2,669,848	4,249,197
Repayment of bank loans		(2,589,399)	(3,975,826)
Dividend paid		(21,748)	(23,488)
Dividend paid to non-controlling shareholders		(9,011)	(2,050)
Net cash flows from financing activities		31,029	216,681
NET INCREASE/(DECREASE) IN CASH AND CASH EQUIVALENTS			
Cash and cash equivalents at beginning of year		(67,596)	60,231
		554,879	494,648
CASH AND CASH EQUIVALENTS AT END OF YEAR			
		487,283	554,879
ANALYSIS OF BALANCES OF CASH AND CASH EQUIVALENTS			
Cash and bank balances	24	487,283	462,919
Non-pledged time deposits with original maturity of less than three months when acquired	24	–	91,960
Cash and cash equivalents as stated in the consolidated statement of financial position and the consolidated statement of cash flows		487,283	554,879

STATEMENT OF FINANCIAL POSITION

31 December 2014

	Notes	2014 HK\$'000	2013 HK\$'000
NON-CURRENT ASSETS			
Interests in subsidiaries	17	402,207	402,207
CURRENT ASSETS			
Prepayments		336	79
Due from a subsidiary	17	650,647	673,016
Cash and cash equivalents	24	4,313	4,627
Total current assets		655,296	677,722
CURRENT LIABILITIES			
Accrued liabilities and other payables		24	60
NET CURRENT ASSETS		655,272	677,662
TOTAL ASSETS LESS CURRENT LIABILITIES		1,057,479	1,079,869
Net assets		1,057,479	1,079,869
EQUITY			
Issued capital	30	86,992	86,992
Reserves	32(b)	970,487	992,877
Total equity		1,057,479	1,079,869

Tai Chin Chun
Director

Tai Chin Wen
Director

NOTES TO FINANCIAL STATEMENTS

31 December 2014

1. CORPORATE INFORMATION

The Company was incorporated as an exempted company with limited liability in the Cayman Islands on 26 November 2003 under the Companies Law, Cap. 22 (Law 3 of 1961, as consolidated and revised) of the Cayman Islands.

The principal place of business of the Company is located at Units 1-9, 8/F, Lucida Industrial Building, 43-47 Wang Lung Street, Tsuen Wan, New Territories, Hong Kong. The principal activity of the Company is investment holding. Details of the principal activities of the principal subsidiaries are set out in note 17 to the financial statements. There were no significant changes in the nature of the Group's principal activities during the year.

2.1 BASIS OF PREPARATION

These financial statements have been prepared in accordance with Hong Kong Financial Reporting Standards ("HKFRSs") (which include all Hong Kong Financial Reporting Standards, Hong Kong Accounting Standards ("HKASs") and Interpretations) issued by the Hong Kong Institute of Certified Public Accountants ("HKICPA") and accounting principles generally accepted in Hong Kong. These financial statements also comply with the applicable disclosure requirements of the Hong Kong Companies Ordinance relating to the preparation of financial statements, which for this financial year and the comparative period continue to be those of the predecessor Companies Ordinance (Cap. 32), in accordance with transitional and saving arrangements for Part 9 of the Hong Kong Companies Ordinance (Cap. 622), "Accounts and Audit", which are set out in sections 76 to 87 of Schedule 11 to that Ordinance. The financial statements have been prepared under the historical cost convention, except for an equity investment and derivative financial instruments which have been measured at fair value. These financial statements are presented in Hong Kong dollars ("HK\$") and all values are rounded to the nearest thousand except when otherwise indicated.

Basis of consolidation

The consolidated financial statements include the financial statements of the Company and its subsidiaries (collectively referred to as the "Group") for the year ended 31 December 2014. The financial statements of the subsidiaries are prepared for the same reporting period as the Company, using consistent accounting policies. The results of subsidiaries are consolidated from the date on which the Group obtains control, and continue to be consolidated until the date that such control ceases.

Profit or loss and each component of other comprehensive income are attributed to the owners of the Company and to the non-controlling interests, even if this results in the non-controlling interests having a deficit balance. All intra-group assets and liabilities, equity, income, expenses and cash flows relating to transactions between members of the Group are eliminated in full on consolidation.

The Group reassesses whether or not it controls an investee if facts and circumstances indicate that there are changes to one or more of the three elements of control described in the accounting policy for subsidiaries below. A change in the ownership interest of a subsidiary, without a loss of control, is accounted for as an equity transaction.

If the Group loses control over a subsidiary, it derecognises (i) the assets (including goodwill) and liabilities of the subsidiary, (ii) the carrying amount of any non-controlling interest and (iii) the cumulative translation differences recorded in equity; and recognises (i) the fair value of the consideration received, (ii) the fair value of any investment retained and (iii) any resulting surplus or deficit in profit or loss. The Group's share of components previously recognised in other comprehensive income is reclassified to the consolidated statement of profit or loss or retained profits, as appropriate, on the same basis as would be required if the Group had directly disposed of the related assets or liabilities.

NOTES TO FINANCIAL STATEMENTS

31 December 2014

2.2 CHANGES IN ACCOUNTING POLICIES AND DISCLOSURES

The Group has adopted the following revised standards and new interpretation for the first time for the current year's financial statements.

Amendments to HKFRS 10, HKFRS 12 and HKAS 27 (2011)	<i>Investment Entities</i>
Amendments to HKAS 32	<i>Offsetting Financial Assets and Financial Liabilities</i>
Amendments to HKAS 39	<i>Novation of Derivatives and Continuation of Hedge Accounting</i>
HK(IFRIC)-Int 21	<i>Levies</i>
Amendment to HKFRS 2 included in <i>Annual Improvements 2010-2012 Cycle</i>	<i>Definition of Vesting Condition¹</i>
Amendment to HKFRS 3 included in <i>Annual Improvements 2010-2012 Cycle</i>	<i>Accounting for Contingent Consideration in a Business Combination¹</i>
Amendment to HKFRS 13 included in <i>Annual Improvements 2010-2012 Cycle</i>	<i>Short-term Receivables and Payables</i>
Amendment to HKFRS 1 included in <i>Annual Improvements 2011-2013 Cycle</i>	<i>Meaning of Effective HKFRSs</i>

¹ Effective from 1 July 2014

The adoption of the above revised standards and interpretation has had no significant financial effect on these financial statements.

NOTES TO FINANCIAL STATEMENTS

31 December 2014

2.3 NEW AND REVISED HKFRSs AND NEW DISCLOSURE REQUIREMENTS UNDER THE HONG KONG COMPANIES ORDINANCE NOT YET ADOPTED

The Group has not applied the following new and revised HKFRSs, that have been issued but are not yet effective, in these financial statements.

HKFRS 9	<i>Financial Instruments</i> ⁴
Amendments to HKFRS 10 and HKAS 28 (2011)	<i>Sale or Contribution of Assets between an Investor and its Associate or Joint Venture</i> ²
Amendments to HKFRS 10, HKFRS 12 and HKAS 28 (2011)	<i>Investment Entities: Applying the Consolidation Exception</i> ²
Amendments to HKFRS 11	<i>Accounting for Acquisitions of Interests in Joint Operations</i> ²
HKFRS 14	<i>Regulatory Deferral Accounts</i> ⁵
HKFRS 15	<i>Revenue from Contracts with Customers</i> ³
Amendments to HKAS 1	<i>Disclosure Initiative</i> ²
Amendments to HKAS 16 and HKAS 38	<i>Clarification of Acceptable Methods of Depreciation and Amortisation</i> ²
Amendments to HKAS 16 and HKAS 41	<i>Agriculture: Bearer Plants</i> ²
Amendments to HKAS 19	<i>Defined Benefit Plans: Employee Contributions</i> ¹
Amendments to HKAS 27 (2011)	<i>Equity Method in Separate Financial Statements</i> ²
<i>Annual Improvements 2010-2012 Cycle</i>	Amendments to a number of HKFRSs ¹
<i>Annual Improvements 2011-2013 Cycle</i>	Amendments to a number of HKFRSs ¹
<i>Annual Improvements 2012-2014 Cycle</i>	Amendments to a number of HKFRSs ²

¹ Effective for annual periods beginning on or after 1 July 2014

² Effective for annual periods beginning on or after 1 January 2016

³ Effective for annual periods beginning on or after 1 January 2017

⁴ Effective for annual periods beginning on or after 1 January 2018

⁵ Effective for an entity that first adopts HKFRSs for its annual financial statements beginning on or after 1 January 2016 and therefore is not applicable to the Group

In addition, the Hong Kong Companies Ordinance (Cap. 622) will affect the presentation and disclosure of certain information in the consolidated financial statements for the year ending 31 December 2015. The Group is in the process of making an assessment of the impact of these changes.

The Group is in the process of making an assessment of the impact of these new and revised HKFRSs upon initial application but is not yet in a position to state whether these new and revised HKFRSs would have any significant impact on its results of operations and financial position.

NOTES TO FINANCIAL STATEMENTS

31 December 2014

2.4 SUMMARY OF SIGNIFICANT ACCOUNTING POLICIES

Subsidiaries

A subsidiary is an entity (including a structured entity), directly or indirectly, controlled by the Company. Control is achieved when the Group is exposed, or has rights, to variable returns from its involvement with the investee and has the ability to affect those returns through its power over the investee (i.e., existing rights that give the Group the current ability to direct the relevant activities of the investee).

When the Company has, directly or indirectly, less than a majority of the voting or similar rights of an investee, the Group considers all relevant facts and circumstances in assessing whether it has power over an investee, including:

- (a) the contractual arrangement with the other vote holders of the investee;
- (b) rights arising from other contractual arrangements; and
- (c) the Group's voting rights and potential voting rights.

The results of subsidiaries are included in the Company's statement of profit or loss to the extent of dividends received and receivable. The Company's interests in subsidiaries are stated at cost less any impairment losses.

Investments in associates and joint ventures

An associate is an entity in which the Group has a long term interest of generally not less than 20% of the equity voting rights and over which it is in a position to exercise significant influence. Significant influence is the power to participate in the financial and operating policy decisions of the investee, but is not control or joint control over those policies.

A joint venture is a type of joint arrangement whereby the parties that have joint control of the arrangement have rights to the net assets of the joint venture. Joint control is the contractually agreed sharing of control of an arrangement, which exists only when decisions about the relevant activities require the unanimous consent of the parties sharing control.

The Group's interests in an associate and a joint venture are stated in the consolidated statement of financial position at the Group's share of net assets under the equity method of accounting, less any impairment losses.

Adjustments are made to bring into line any dissimilar accounting policies that may exist.

The Group's share of the post-acquisition results and other comprehensive income of associates and joint ventures is included in the consolidated statement of profit or loss and consolidated other comprehensive income, respectively. In addition, when there has been a change recognised directly in the equity of the associate or joint venture, the Group recognises its share of any changes, when applicable, in the consolidated statement of changes in equity. Unrealised gains and losses resulting from transactions between the Group and its associates or joint ventures are eliminated to the extent of the Group's investments in the associates or joint ventures, except where unrealised losses provide evidence of an impairment of the assets transferred. Goodwill arising from the acquisition of associates or joint ventures is included as part of the Group's investments in associates or joint ventures.

NOTES TO FINANCIAL STATEMENTS

31 December 2014

2.4 SUMMARY OF SIGNIFICANT ACCOUNTING POLICIES (continued)

Investments in associates and joint ventures (continued)

If an interest in an associate becomes an interest in a joint venture or vice versa, the retained interest is not remeasured. Instead, the investment continues to be accounted for under the equity method. In all other cases, upon loss of significant influence over the associate or joint control over the joint venture, the Group measures and recognises any retained investment at its fair value. Any difference between the carrying amount of the associate or joint venture upon loss of significant influence or joint control and the fair value of the retained investment and proceeds from disposal is recognised in profit or loss.

Interests in joint operations

A joint operation is a joint arrangement whereby the parties that have joint control of the arrangement have rights to the assets, and obligations for the liabilities, relating to the arrangement.

The Group recognises in relation to its interest in a joint operation:

- its assets, including its share of any assets held jointly;
- its liabilities, including its share of any liabilities incurred jointly;
- its revenue from the sale of its share of the output arising from the joint operation;
- its share of the revenue from the sale of the output by the joint operation; and
- its expenses, including its share of any expenses incurred jointly.

The assets, liabilities, revenues and expenses relating to the Group's interest in a joint operation are accounted for in accordance with the HKFRSs applicable to the particular assets, liabilities, revenues and expenses.

Fair value measurement

The Group measures its derivative financial instruments and equity investments at fair value at the end of each reporting period. Fair value is the price that would be received to sell an asset or paid to transfer a liability in an orderly transaction between market participants at the measurement date. The fair value measurement is based on the presumption that the transaction to sell the asset or transfer the liability takes place either in the principal market for the asset or liability, or in the absence of a principal market, in the most advantageous market for the asset or liability. The principal or the most advantageous market must be accessible by the Group. The fair value of an asset or a liability is measured using the assumptions that market participants would use when pricing the asset or liability, assuming that market participants act in their economic best interest.

A fair value measurement of a non-financial asset takes into account a market participant's ability to generate economic benefits by using the asset in its highest and best use or by selling it to another market participant that would use the asset in its highest and best use.

The Group uses valuation techniques that are appropriate in the circumstances and for which sufficient data are available to measure fair value, maximising the use of relevant observable inputs and minimising the use of unobservable inputs.

NOTES TO FINANCIAL STATEMENTS

31 December 2014

2.4 SUMMARY OF SIGNIFICANT ACCOUNTING POLICIES (continued)

Fair value measurement (continued)

All assets and liabilities for which fair value is measured or disclosed in the financial statements are categorised within the fair value hierarchy, described as follows, based on the lowest level input that is significant to the fair value measurement as a whole:

Level 1 – based on quoted prices (unadjusted) in active markets for identical assets or liabilities

Level 2 – based on valuation techniques for which the lowest level input that is significant to the fair value measurement is observable, either directly or indirectly

Level 3 – based on valuation techniques for which the lowest level input that is significant to the fair value measurement is unobservable

For assets and liabilities that are recognised in the financial statements on a recurring basis, the Group determines whether transfers have occurred between levels in the hierarchy by reassessing categorisation (based on the lowest level input that is significant to the fair value measurement as a whole) at the end of each reporting period.

Impairment of non-financial assets

Where an indication of impairment exists, or when annual impairment testing for an asset is required (other than inventories, financial assets and deferred tax assets), the asset's recoverable amount is estimated. An asset's recoverable amount is the higher of the asset's or cash-generating unit's value in use and its fair value less costs of disposal, and is determined for an individual asset, unless the asset does not generate cash inflows that are largely independent of those from other assets or groups of assets, in which case the recoverable amount is determined for the cash-generating unit to which the asset belongs.

An impairment loss is recognised only if the carrying amount of an asset exceeds its recoverable amount. In assessing value in use, the estimated future cash flows are discounted to their present value using a pre-tax discount rate that reflects current market assessments of the time value of money and the risks specific to the asset. An impairment loss is charged to the statement of profit or loss in the period in which it arises in those expense categories consistent with the function of the impaired asset.

An assessment is made at the end of each reporting period as to whether there is an indication that previously recognised impairment losses may no longer exist or may have decreased. If such an indication exists, the recoverable amount is estimated. A previously recognised impairment loss of an asset other than goodwill is reversed only if there has been a change in the estimates used to determine the recoverable amount of that asset, but not to an amount higher than the carrying amount that would have been determined (net of any depreciation/amortisation) had no impairment loss been recognised for the asset in prior years. A reversal of such an impairment loss is credited to the statement of profit or loss in the period in which it arises.

NOTES TO FINANCIAL STATEMENTS

31 December 2014

2.4 SUMMARY OF SIGNIFICANT ACCOUNTING POLICIES (continued)

Related parties

A party is considered to be related to the Group if:

- (a) the party is a person or a close member of that person's family and that person
 - (i) has control or joint control over the Group;
 - (ii) has significant influence over the Group; or
 - (iii) is a member of the key management personnel of the Group or of a parent of the Group;
- or
- (b) the party is an entity where any of the following conditions applies:
 - (i) the entity and the Group are members of the same group;
 - (ii) one entity is an associate or joint venture of the other entity (or of a parent, subsidiary or fellow subsidiary of the other entity);
 - (iii) the entity and the Group are joint ventures of the same third party;
 - (iv) one entity is a joint venture of a third entity and the other entity is an associate of the third entity;
 - (v) the entity is a post-employment benefit plan for the benefit of employees of either the Group or an entity related to the Group;
 - (vi) the entity is controlled or jointly controlled by a person identified in (a); and
 - (vii) a person identified in (a)(i) has significant influence over the entity or is a member of the key management personnel of the entity (or of a parent of the entity).

Property, plant and equipment and depreciation

Property, plant and equipment, other than construction in progress, are stated at cost less accumulated depreciation and any impairment losses. The cost of an item of property, plant and equipment comprises its purchase price and any directly attributable costs of bringing the asset to its working condition and location for its intended use. Expenditure incurred after items of property, plant and equipment have been put into operation, such as repairs and maintenance, is normally charged to the statement of profit or loss in the period in which it is incurred. In situations where the recognition criteria are satisfied, the expenditure for a major inspection is capitalised in the carrying amount of the asset as a replacement. Where significant parts of property, plant and equipment are required to be replaced at intervals, the Group recognises such parts as individual assets with specific useful lives and depreciates them accordingly.

NOTES TO FINANCIAL STATEMENTS

31 December 2014

2.4 SUMMARY OF SIGNIFICANT ACCOUNTING POLICIES (continued)

Property, plant and equipment and depreciation (continued)

Depreciation is calculated on the straight-line basis to write off the cost of each item of property, plant and equipment to its residual value over its estimated useful life. The principal annual rates used for this purpose are as follows:

Leasehold land under finance leases	Over the lease terms
Buildings	5% or over the lease terms, whichever is shorter
Plant and machinery	10%
Furniture, fixtures and office equipment	20%
Motor vehicles	20%

Where parts of an item of property, plant and equipment have different useful lives, the cost of that item is allocated on a reasonable basis among the parts and each part is depreciated separately. Residual values, useful lives and the depreciation method are reviewed, and adjusted if appropriate, at least at each financial year end.

An item of property, plant and equipment including any significant part initially recognised is derecognised upon disposal or when no future economic benefits are expected from its use or disposal. Any gain or loss on disposal or retirement recognised in the statement of profit or loss in the year the asset is derecognised is the difference between the net sale proceeds and the carrying amount of the relevant asset.

Construction in progress represents buildings, plant and machinery and equipment under construction, which is stated at cost less any impairment losses, and is not depreciated. Cost comprises the direct costs of construction during the period of construction. Construction in progress is reclassified to the appropriate category of property, plant and equipment when completed and ready for use.

Inventories

Inventories are stated at the lower of cost and net realisable value. Cost is determined on the first-in, first-out basis and, in the case of work in progress and finished goods, comprises direct materials, direct labour and an appropriate proportion of overheads. Net realisable value is based on estimated selling prices less any estimated costs to be incurred to completion and disposal.

Leased assets

Leases that transfer substantially all the rewards and risks of ownership of assets to the Group, other than legal title, are accounted for as finance leases. At the inception of a finance lease, the cost of the leased asset is capitalised at the present value of the minimum lease payments and recorded together with the obligation, excluding the interest element, to reflect the purchase and financing. Assets held under capitalised finance leases, including prepaid land lease payments under finance leases, are included in property, plant and equipment, and depreciated over the shorter of the lease terms and the estimated useful lives of the assets. Assets acquired through hire purchase contracts of a financing nature are accounted for as finance leases, but are depreciated over their estimated useful lives. The finance costs of such leases are charged to the statement of profit or loss so as to provide a constant periodic rate of charge over the lease terms.

Leases where substantially all the rewards and risks of ownership of assets remain with the lessor are accounted for as operating leases. Where the Group is the lessor, assets leased by the Group under operating leases are included in non-current assets, and rentals receivable under the operating leases are credited to the statement of profit or loss on the straight-line basis over the lease terms. Where the Group is the lessee, rentals payable under operating leases are charged to the statement of profit or loss on the straight-line basis over the lease terms.

Prepaid land lease payments under operating leases are initially stated at cost and subsequently recognised on the straight-line basis over the lease terms.

NOTES TO FINANCIAL STATEMENTS

31 December 2014

2.4 SUMMARY OF SIGNIFICANT ACCOUNTING POLICIES (continued)

Investments and other financial assets

Initial recognition and measurement

Financial assets are classified, at initial recognition, as either financial assets at fair value through profit or loss, or loans and receivables, as appropriate. The Group determines the classification of its financial assets at initial recognition. When financial assets are recognised initially, they are measured at fair value plus transaction costs that are attributable to the acquisition of the financial assets, except in the case of financial assets recorded at fair value through profit or loss.

All regular way purchases and sales of financial assets are recognised on the trade date, that is, the date that the Group commits to purchase or sell the asset. Regular way purchases or sales are purchases or sales of financial assets that require delivery of assets within the period generally established by regulation or convention in the marketplace.

Subsequent measurement

The subsequent measurement of financial assets depends on their classification as follows:

Financial assets at fair value through profit or loss

Financial assets at fair value through profit or loss include financial assets held for trading. Financial assets are classified as held for trading if they are acquired for the purpose of sale in the near term. Derivatives are also classified as held for trading unless they are designated as effective hedging instruments as defined by HKAS 39.

Financial assets at fair value through profit or loss are carried in the statement of financial position at fair value with net changes in fair value recognised in the statement of profit or loss. These net fair value changes do not include any dividends or interest earned on these financial assets, which are recognised in accordance with the policy set out for "Revenue recognition" below.

Loans and receivables

Loans and receivables are non-derivative financial assets with fixed or determinable payments that are not quoted in an active market. After initial measurement, such assets are subsequently measured at amortised cost using the effective interest rate method less any allowance for impairment. Amortised cost is calculated by taking into account any discount or premium on acquisition and includes fees or costs that are an integral part of the effective interest rate. The effective interest rate amortisation and the loss arising from impairment are recognised in the statement of profit or loss.

Impairment of financial assets

The Group assesses at the end of each reporting period whether there is objective evidence that a financial asset or a group of financial assets is impaired. An impairment exists if one or more events that occurred after the initial recognition of the asset have an impact on the estimated future cash flows of the financial asset or the group of financial assets that can be reliably estimated. Evidence of impairment may include indications that a debtor or a group of debtors is experiencing significant financial difficulty, default or delinquency in interest or principal payments, the probability that they will enter bankruptcy or other financial reorganisation and observable data indicating that there is a measurable decrease in the estimated future cash flows, such as changes in arrears or economic conditions that correlate with defaults.

NOTES TO FINANCIAL STATEMENTS

31 December 2014

2.4 SUMMARY OF SIGNIFICANT ACCOUNTING POLICIES (continued)

Impairment of financial assets (continued)

Financial assets carried at amortised cost

For financial assets carried at amortised cost, the Group first assesses whether impairment exists individually for financial assets that are individually significant, or collectively for financial assets that are not individually significant. If the Group determines that no objective evidence of impairment exists for an individually assessed financial asset, whether significant or not, it includes the asset in a group of financial assets with similar credit risk characteristics and collectively assesses them for impairment. Assets that are individually assessed for impairment and for which an impairment loss is, or continues to be, recognised are not included in a collective assessment of impairment.

The amount of any impairment loss identified is measured as the difference between the asset's carrying amount and the present value of estimated future cash flows (excluding future credit losses that have not yet been incurred). The present value of the estimated future cash flows is discounted at the financial asset's original effective interest rate (i.e., the effective interest rate computed at initial recognition).

The carrying amount of the asset is reduced through the use of an allowance account and the loss is recognised in the statement of profit or loss. Interest income continues to be accrued on the reduced carrying amount and is accrued using the rate of interest used to discount the future cash flows for the purpose of measuring the impairment loss. Loans and receivables together with any associated allowance are written off when there is no realistic prospect of future recovery and all collateral has been realised or has been transferred to the Group.

If, in a subsequent period, the amount of the estimated impairment loss increases or decreases because of an event occurring after the impairment was recognised, the previously recognised impairment loss is increased or reduced by adjusting the allowance account. If a write-off is later recovered, the recovery is credited to the statement of profit or loss.

Derecognition of financial assets

A financial asset (or, where applicable, a part of a financial asset or part of a group of similar financial assets) is primarily derecognised (i.e., removed from the Group's consolidated statement of financial position) when:

- the rights to receive cash flows from the asset have expired; or
- the Group has transferred its rights to receive cash flows from the asset or has assumed an obligation to pay the received cash flows in full without material delay to a third party under a "pass-through" arrangement; and either (a) the Group has transferred substantially all the risks and rewards of the asset, or (b) the Group has neither transferred nor retained substantially all the risks and rewards of the asset, but has transferred control of the asset.

When the Group has transferred its rights to receive cash flows from an asset or has entered into a pass-through arrangement, it evaluates if and to what extent it has retained the risk and rewards of ownership of the asset. When it has neither transferred nor retained substantially all the risks and rewards of the asset nor transferred control of the asset, the Group continues to recognise the transferred asset to the extent of the Group's continuing involvement. In that case, the Group also recognises an associated liability. The transferred asset and the associated liability are measured on a basis that reflects the rights and obligations that the Group has retained.

Continuing involvement that takes the form of a guarantee over the transferred asset is measured at the lower of the original carrying amount of the asset and the maximum amount of consideration that the Group could be required to repay.

NOTES TO FINANCIAL STATEMENTS

31 December 2014

2.4 SUMMARY OF SIGNIFICANT ACCOUNTING POLICIES (continued)

Financial liabilities

Initial recognition and measurement

Financial liabilities are classified, at initial recognition, as financial liabilities at fair value through profit or loss, or loans and borrowings, as appropriate.

All financial liabilities are recognised initially at fair value and, in the case of loans and borrowings, net of directly attributable transaction costs.

The Group's financial liabilities include accounts and bills payable, accrued liabilities and other payables, interest-bearing bank and other borrowings, derivative financial instruments and an amount due to an associate.

Subsequent measurement

The subsequent measurement of financial liabilities depends on their classification as follows:

Financial liabilities at fair value through profit or loss

Financial liabilities at fair value through profit or loss include financial liabilities held for trading and financial liabilities designated upon initial recognition as at fair value through profit or loss.

Financial liabilities are classified as held for trading if they are acquired for the purpose of repurchasing in the near term. This category includes derivative financial instruments entered into by the Group that are not designated as hedging instruments in hedge relationships as defined by HKAS 39. Gains or losses on liabilities held for trading are recognised in the statement of profit or loss. The net fair value gain or loss recognised in the statement of profit or loss does not include any interest charged on these financial liabilities.

Loans and borrowings

After initial recognition, interest-bearing loans and other borrowings are subsequently measured at amortised cost, using the effective interest rate method unless the effect of discounting would be immaterial, in which case they are stated at cost. Gains and losses are recognised in the statement of profit or loss when the liabilities are derecognised as well as through the effective interest rate amortisation process.

Amortised cost is calculated by taking into account any discount or premium on acquisition and fees or costs that are an integral part of the effective interest rate. The effective interest rate amortisation is included in finance costs in the statement of profit or loss.

Derecognition of financial liabilities

A financial liability is derecognised when the obligation under the liability is discharged or cancelled, or expires.

When an existing financial liability is replaced by another from the same lender on substantially different terms, or the terms of an existing liability are substantially modified, such an exchange or modification is treated as a derecognition of the original liability and a recognition of a new liability, and the difference between the respective carrying amounts is recognised in the statement of profit or loss.

NOTES TO FINANCIAL STATEMENTS

31 December 2014

2.4 SUMMARY OF SIGNIFICANT ACCOUNTING POLICIES (continued)

Offsetting of financial instruments

Financial assets and financial liabilities are offset and the net amount is reported in the statement of financial position if there is a currently enforceable legal right to offset the recognised amounts and there is an intention to settle on a net basis, or to realise the assets and settle the liabilities simultaneously.

Borrowing costs

Borrowing costs directly attributable to the acquisition, construction or production of qualifying assets, i.e., assets that necessarily take a substantial period of time to get ready for their intended use or sale, are capitalised as part of the cost of those assets. The capitalisation of such borrowing costs ceases when the assets are substantially ready for their intended use or sale. Investment income earned on the temporary investment of specific borrowings pending their expenditure on qualifying assets is deducted from the borrowing costs capitalised. All other borrowing costs are expensed in the period in which they are incurred. Borrowing costs consist of interest and other costs that an entity incurs in connection with the borrowing of funds.

Derivative financial instruments and hedge accounting

Initial recognition and subsequent measurement

The Group uses derivative financial instruments, such as forward currency contracts, to hedge its foreign currency risk. Such derivative financial instruments are initially recognised at fair value on the date on which a derivative contract is entered into and are subsequently remeasured at fair value. Derivatives are carried as assets when the fair value is positive and as liabilities when the fair value is negative.

Any gains or losses arising from changes in fair value of derivatives are taken directly to the statement of profit or loss, except for the effective portion of cash flow hedges, which is recognised in other comprehensive income and later reclassified to profit or loss when the hedged item affects profit or loss.

Current versus non-current classification

Derivative instruments that are not designated as effective hedging instruments are classified as current or non-current or separated into current and non-current portions based on an assessment of the facts and circumstances (i.e., the underlying contracted cash flows).

- Where the Group expects to hold a derivative as an economic hedge (and does not apply hedge accounting) for a period beyond 12 months after the end of the reporting period, the derivative is classified as non-current (or separated into current and non-current portions) consistently with the classification of the underlying item.
- Embedded derivatives that are not closely related to the host contract are classified consistently with the cash flows of the host contract.
- Derivative instruments that are designated as, and are effective hedging instruments, are classified consistently with the classification of the underlying hedged item. The derivative instruments are separated into current and non-current portions only if a reliable allocation can be made.

Cash and cash equivalents

For the purpose of the consolidated statement of cash flows, cash and cash equivalents comprise cash on hand and demand deposits, and short-term highly liquid investments that are readily convertible into known amounts of cash, are subject to an insignificant risk of changes in value, and have a short maturity of generally within three months when acquired, less bank overdrafts which are repayable on demand and form an integral part of the Group's cash management.

NOTES TO FINANCIAL STATEMENTS

31 December 2014

2.4 SUMMARY OF SIGNIFICANT ACCOUNTING POLICIES (continued)

Cash and cash equivalents (continued)

For the purpose of the statements of financial position, cash and cash equivalents comprise cash on hand and at banks, including term deposits, which are not restricted as to use.

Provisions

A provision is recognised when a present obligation (legal or constructive) has arisen as a result of a past event and it is probable that a future outflow of resources will be required to settle the obligation, provided that a reliable estimate can be made of the amount of the obligation.

When the effect of discounting is material, the amount recognised for a provision is the present value at the end of the reporting period of the future expenditures expected to be required to settle the obligation. The increase in the discounted present value amount arising from the passage of time is included in finance costs in the statement of profit or loss.

Income tax

Income tax comprises current and deferred tax. Income tax relating to items recognised outside profit or loss is recognised either in other comprehensive income or directly in equity.

Current tax assets and liabilities for the current and prior periods are measured at the amount expected to be recovered from or paid to the taxation authorities, based on tax rates (and tax laws) that have been enacted or substantively enacted by the end of the reporting period, taking into consideration interpretations and practices prevailing in the countries in which the Group operates.

Deferred tax is provided, using the liability method, on all temporary differences at the end of the reporting period between the tax bases of assets and liabilities and their carrying amounts for financial reporting purposes.

Deferred tax liabilities are recognised for all taxable temporary differences, except:

- when the deferred tax liability arises from the initial recognition of an asset or liability in a transaction that is not a business combination and, at the time of the transaction, affects neither the accounting profit nor taxable profit or loss; and
- in respect of taxable temporary differences associated with investments in subsidiaries, an associate and a joint venture, when the timing of the reversal of the temporary differences can be controlled and it is probable that the temporary differences will not reverse in the foreseeable future.

Deferred tax assets are recognised for all deductible temporary differences, the carryforward of unused tax credits and any unused tax losses. Deferred tax assets are recognised to the extent that it is probable that taxable profit will be available against which the deductible temporary differences, the carryforward of unused tax credits and unused tax losses can be utilised, except:

- when the deferred tax asset relating to the deductible temporary differences arises from the initial recognition of an asset or liability in a transaction that is not a business combination and, at the time of the transaction, affects neither the accounting profit nor taxable profit or loss; and
- in respect of deductible temporary differences associated with investments in subsidiaries, an associate and a joint venture, deferred tax assets are only recognised to the extent that it is probable that the temporary differences will reverse in the foreseeable future and taxable profit will be available against which the temporary differences can be utilised.

NOTES TO FINANCIAL STATEMENTS

31 December 2014

2.4 SUMMARY OF SIGNIFICANT ACCOUNTING POLICIES (continued)

Income tax (continued)

The carrying amount of deferred tax assets is reviewed at the end of each reporting period and reduced to the extent that it is no longer probable that sufficient taxable profit will be available to allow all or part of the deferred tax asset to be utilised. Unrecognised deferred tax assets are reassessed at the end of each reporting period and are recognised to the extent that it has become probable that sufficient taxable profit will be available to allow all or part of the deferred tax asset to be recovered.

Deferred tax assets and liabilities are measured at the tax rates that are expected to apply to the period when the asset is realised or the liability is settled, based on tax rates (and tax laws) that have been enacted or substantively enacted by the end of the reporting period.

Deferred tax assets and deferred tax liabilities are offset if a legally enforceable right exists to set off current tax assets against current tax liabilities and the deferred taxes relate to the same taxable entity and the same taxation authority.

Government grants

Government grants are recognised at their fair value where there is reasonable assurance that the grant will be received and all attaching conditions will be complied with. When the grant relates to an expense item, it is recognised as income on a systematic basis over the periods that the costs, which it is intended to compensate, are expensed.

Revenue recognition

Revenue is recognised when it is probable that the economic benefits will flow to the Group and when the revenue can be measured reliably, on the following bases:

- (i) from the sale of goods, when the significant risks and rewards of ownership have been transferred to the buyer, provided that the Group maintains neither managerial involvement to the degree usually associated with ownership, nor effective control over the goods sold;
- (ii) from the rendering of services, when the relevant services have been rendered;
- (iii) rental income, on a time proportion basis over the lease terms;
- (iv) interest income, on an accrual basis using the effective interest method by applying the rate that discounts the estimated future cash receipts over the expected life of the financial instrument to the net carrying amount of the financial asset; and
- (v) dividend income, when the shareholders' right to receive payment has been established.

Employee benefits

Share-based payments

The Company operates a share option scheme for the purpose of providing incentives and rewards to eligible participants who contribute to the success of the Group's operations. Employees (including directors) of the Group receive remuneration in the form of share-based payments, whereby employees render services as consideration for equity instruments ("equity-settled transactions").

NOTES TO FINANCIAL STATEMENTS

31 December 2014

2.4 SUMMARY OF SIGNIFICANT ACCOUNTING POLICIES (continued)

Employee benefits (continued)

Share-based payments (continued)

The cost of equity-settled transactions with employees for grants is measured by reference to the fair value at the date at which they are granted. The fair value is determined by an external professionally qualified valuer using the binomial/Black-Scholes option pricing models, further details of which are given in note 31 to the financial statements.

The cost of equity-settled transactions is recognised, together with a corresponding increase in equity, over the period in which the performance and/or service conditions are fulfilled in employee benefit expense. The cumulative expense recognised for equity-settled transactions at the end of each reporting period until the vesting date reflects the extent to which the vesting period has expired and the Group's best estimate of the number of equity instruments that will ultimately vest. The charge or credit to the statement of profit or loss for a period represents the movement in the cumulative expense recognised as at the beginning and end of that period.

No expense is recognised for awards that do not ultimately vest, except for equity-settled transactions where vesting is conditional upon a market or non-vesting condition, which are treated as vesting irrespective of whether or not the market or non-vesting condition is satisfied, provided that all other performance and/or service conditions are satisfied.

Where the terms of an equity-settled award are modified, as a minimum an expense is recognised as if the terms had not been modified, if the original terms of the award are met. In addition, an expense is recognised for any modification that increases the total fair value of the share-based payments, or is otherwise beneficial to the employee as measured at the date of modification.

Where an equity-settled award is cancelled, it is treated as if it had vested on the date of cancellation, and any expense not yet recognised for the award is recognised immediately. This includes any award where non-vesting conditions within the control of either the Group or the employee are not met. However, if a new award is substituted for the cancelled award, and is designated as a replacement award on the date that it is granted, the cancelled and new awards are treated as if they were a modification of the original award, as described in the previous paragraph.

The dilutive effect of outstanding options is reflected as additional share dilution in the computation of earnings per share.

Pension schemes and other retirement benefits

The Group operates a defined contribution Mandatory Provident Fund retirement benefit scheme (the "MPF Scheme") under the Mandatory Provident Fund Schemes Ordinance, for all of its employees who are eligible to participate in the MPF Scheme. Contributions are made based on a percentage of the employees' basic salaries and are charged to the statement of profit or loss as they become payable in accordance with the rules of the MPF Scheme. The assets of the MPF Scheme are held separately from those of the Group in an independently administered fund. The Group's employer contributions vest fully with the employees when contributed into the MPF Scheme, in accordance with the rules of the MPF Scheme.

The employees of the Group's subsidiaries which operate in Mainland China are required to participate in a central pension scheme operated by the local municipal government. These subsidiaries are required to contribute a certain percentage of their payroll costs to the central pension scheme. The contributions are charged to the statement of profit or loss as they become payable in accordance with the rules of the central pension scheme.

Staff benefits are also provided to the staff working in other countries according to the respective countries' statutory requirements.

NOTES TO FINANCIAL STATEMENTS

31 December 2014

2.4 SUMMARY OF SIGNIFICANT ACCOUNTING POLICIES (continued)

Foreign currencies

These financial statements are presented in Hong Kong dollars, which is the Company's functional and presentation currency. Each entity in the Group determines its own functional currency and items included in the financial statements of each entity are measured using that functional currency. Foreign currency transactions recorded by the entities in the Group are initially recorded using their respective functional currency rates prevailing at the dates of the transactions. Monetary assets and liabilities denominated in foreign currencies are translated at the functional currency rates of exchange ruling at the end of the reporting period. Differences arising on settlement or translation of monetary items are recognised in the statement of profit or loss.

Non-monetary items that are measured in terms of historical cost in a foreign currency are translated using the exchange rates at the dates of the initial transactions. Non-monetary items measured at fair value in a foreign currency are translated using the exchange rates at the date when the fair value was measured. The gain or loss arising on translation of a non-monetary item measured at fair value is treated in line with the recognition of the gain or loss on change in fair value of the item (i.e. translation difference on the item whose fair value gain or loss is recognised in other comprehensive income or statement of profit or loss is also recognised in other comprehensive income or statement of profit or loss, respectively).

The functional currencies of certain overseas subsidiaries and a joint venture are currencies other than the Hong Kong dollar. As at the end of the reporting period, the assets and liabilities of these entities are translated into the presentation currency of the Company at the exchange rates prevailing at the end of the reporting period and their statements of profit or loss are translated into Hong Kong dollars at the weighted average exchange rates for the year. The resulting exchange differences are recognised in other comprehensive income and accumulated in a separate component of equity. On disposal of a foreign operation, the component of other comprehensive income relating to that particular foreign operation is recognised in the statement of profit or loss.

For the purpose of the consolidated statement of cash flows, the cash flows of overseas subsidiaries are translated into Hong Kong dollars at the exchange rates ruling at the dates of the cash flows. Frequently recurring cash flows of overseas subsidiaries which arise throughout the year are translated into Hong Kong dollars at the weighted average exchange rates for the year.

Research and development costs

All research costs are charged to the statement of profit or loss as incurred.

Expenditure incurred on projects to develop new products is capitalised and deferred only when the Group can demonstrate the technical feasibility of completing the intangible asset so that it will be available for use or sale, its intention to complete and its ability to use or sell the asset, how the asset will generate future economic benefits, the availability of resources to complete the project and the ability to measure reliably the expenditure during the development. Product development expenditure which does not meet these criteria is expensed when incurred.

NOTES TO FINANCIAL STATEMENTS

31 December 2014

3. SIGNIFICANT ACCOUNTING JUDGEMENTS AND ESTIMATES

The preparation of the Group's financial statements requires management to make judgements, estimates and assumptions that affect the reported amounts of revenues, expenses, assets and liabilities, and their accompanying disclosures, and the disclosure of contingent liabilities. Uncertainty about these assumptions and estimates could result in outcomes that could require a material adjustment to the carrying amounts of the assets or liabilities affected in the future.

Judgements

In the process of applying the Group's accounting policies, management has made the following judgements, apart from those involving estimations, which have the most significant effect on the amounts recognised in the financial statements:

Classification between investment properties and owner-occupied properties

The Group determines whether a property qualifies as an investment property, and has developed criteria in making that judgement. Investment property is a property held to earn rentals or for capital appreciation or both. Therefore, the Group considers whether a property generates cash flows largely independently of the other assets held by the Group.

Some properties comprise a portion that is held to earn rentals or for capital appreciation and another portion that is held for use in the production or supply of goods or services or for administrative purposes. If these portions could be sold separately, the Group accounts for the portions separately. If these portions could not be sold separately, the property is an investment property only if an insignificant portion is held for use in the production or supply of goods or services or for administrative purposes. Otherwise, the property is classified as an owner-occupied property.

Judgement is made on an individual property basis to determine whether ancillary services are so significant that a property does not qualify as an investment property.

Impairment of assets

In determining whether an asset is impaired or the event previously causing the impairment no longer exists, the Group has to exercise judgement in the area of asset impairment, particularly in assessing: (1) whether an event has occurred that may affect the asset value or such event affecting the asset value has not been in existence; (2) whether the carrying value of an asset can be supported by the net present value of future cash flows which are estimated based upon the continued use of the asset or derecognition; and (3) the appropriate key assumptions to be applied in preparing cash flow projections including whether these cash flow projections are discounted using an appropriate rate. Changing the assumptions selected by the management to determine the level of impairment, including the discount rates or the growth rate assumptions in the cash flow projections, could materially affect the net present value used in the impairment test.

Withholding taxes arising from the distributions of dividends

The Group's determination as to whether to accrue for withholding taxes arising from the distributions of dividends from certain subsidiaries according to the relevant tax jurisdictions is subject to judgement on the timing of the payment of the dividend. The Group considered that if the profits will not be distributed in the foreseeable future, then no withholding taxes should be provided.

NOTES TO FINANCIAL STATEMENTS

31 December 2014

3. SIGNIFICANT ACCOUNTING JUDGEMENTS AND ESTIMATES (continued)

Estimation uncertainty

The key assumptions concerning the future and other key sources of estimation uncertainty at the end of the reporting period, which may cause an adjustment to the carrying amounts of assets and liabilities within the next financial year, are discussed below.

Impairment allowance for accounts and bills receivable

The Group makes impairment allowance for accounts and bills receivable based on an assessment of the recoverability of accounts and bills receivable. Allowances are applied to accounts and bills receivable where events or changes in circumstances indicate that the balances may not be collectible. The identification of doubtful debts requires the use of judgement and estimates. Where the expectation is different from the original estimate, such difference will impact the carrying value of accounts and bills receivable and impairment allowance for accounts and bills receivable in the year in which such estimate has been changed.

4. OPERATING SEGMENT INFORMATION

For management purposes, the Group is organised into business units based on their products and services and has three reportable operating segments as follows:

- (a) the fabric products segment engages in the production and sale of knitted fabric and dyed yarn and provision of related subcontracting services;
- (b) the garment products segment engages in the production and sale of garment products and provision of related subcontracting services; and
- (c) the “others” segment includes the provision of air and ocean freight services and mining.

Management monitors the results of the Group’s operating segments separately for the purpose of making decisions about resources allocation and performance assessment. Segment performance is evaluated based on reportable segment profit/(loss), which is a measure of adjusted profit/(loss) before tax.

Intersegment revenue and transfers are transacted with reference to the selling prices used for sales made to third parties at the then prevailing market prices.

NOTES TO FINANCIAL STATEMENTS

31 December 2014

4. OPERATING SEGMENT INFORMATION (continued)

Year ended 31 December 2014

	Fabric HK\$'000	Garment HK\$'000	Others HK\$'000	Total HK\$'000
Segment revenue:				
Revenue from external customers	3,985,194	505	–	3,985,699
Segment profits/(loss)	160,693	(3,661)	678	157,710
Bank interest income	1,829	4	–	1,833
Finance costs	(56,745)	–	–	(56,745)
Gain on disposal of a joint venture	10,306	–	–	10,306
Share of profits less losses of a joint venture	(1,697)	–	–	(1,697)
Share of profits less losses of an associate	–	–	(4,635)	(4,635)
Profit/(loss) before tax	114,386	(3,657)	(3,957)	106,772
Income tax expense	(24,071)	(83)	(101)	(24,255)
Profit/(loss) for the year	90,315	(3,740)	(4,058)	82,517
Assets and liabilities				
Segment assets	4,608,756	3,159	4,256	4,616,171
Interest in an associate	–	–	42,152	42,152
Deferred tax assets	8,931	–	–	8,931
Total assets	4,617,687	3,159	46,408	4,667,254
Segment liabilities	2,588,621	342	4,420	2,593,383
Deferred tax liabilities	175	–	–	175
Total liabilities	2,588,796	342	4,420	2,593,558
Other segment information:				
Depreciation and amortisation	302,087	56	4	302,147
Loss on disposal of items of property, plant and equipment	1,062	–	–	1,062
Impairment of accounts receivable	5,758	103	–	5,861
Write-back of impairment allowance for accounts receivable	(3,375)	–	(142)	(3,517)
Impairment of a deposit and other receivables	4,638	73	114	4,825
Capital expenditure*	403,139	–	–	403,139

* Capital expenditure consists of additions and deposits of property, plant and equipment, and non-current prepayments paid during the year ended 31 December 2014.

NOTES TO FINANCIAL STATEMENTS

31 December 2014

4. OPERATING SEGMENT INFORMATION (continued)

Year ended 31 December 2013

	Fabric HK\$'000	Garment HK\$'000	Others HK\$'000	Total HK\$'000
Segment revenue:				
Revenue from external customers	3,833,774	88,851	–	3,922,625
Intersegment revenue	4,118	–	–	4,118
	3,837,892	88,851	–	3,926,743
Elimination of intersegment revenue				(4,118)
Total revenue				3,922,625
Segment profits/(loss)	198,717	(11,053)	558	188,222
Gain on deregistration of subsidiaries	–	–	355	355
Bank interest income	2,443	5	–	2,448
Finance costs	(61,573)	(102)	–	(61,675)
Share of profits less losses of a joint venture	(5,268)	–	–	(5,268)
Share of profits less losses of an associate	–	–	(544)	(544)
Profit/(loss) before tax	134,319	(11,150)	369	123,538
Income tax expense	(19,708)	(14)	(99)	(19,821)
Profit/(loss) for the year	114,611	(11,164)	270	103,717
Assets and liabilities				
Segment assets	4,361,722	10,302	3,683	4,375,707
Interest in a joint venture	21,627	–	–	21,627
Interest in an associate	–	–	46,787	46,787
Deferred tax assets	5,835	–	–	5,835
Total assets	4,389,184	10,302	50,470	4,449,956
Segment liabilities	2,421,946	722	4,448	2,427,116
Deferred tax liabilities	902	–	–	902
Total liabilities	2,422,848	722	4,448	2,428,018
Other segment information:				
Depreciation and amortisation	257,460	1,962	3	259,425
Loss on disposal of items of property, plant and equipment	125	4,961	–	5,086
Impairment of accounts receivable	6,736	–	177	6,913
Write-off of accounts receivable	–	63	–	63
Write-back of impairment allowance for accounts receivable	(2,456)	–	–	(2,456)
Impairment of other receivable	4,054	–	–	4,054
Capital expenditure*	414,285	38	–	414,323

* Capital expenditure consists of additions of property, plant and equipment during the year ended 31 December 2013.

NOTES TO FINANCIAL STATEMENTS

31 December 2014

4. OPERATING SEGMENT INFORMATION (continued)

Geographical information

(a) Revenue from external customers

	2014 HK\$'000	2013 HK\$'000
Singapore	793,541	1,012,936
Korea	777,135	727,581
Hong Kong	726,663	721,393
Mainland China	634,951	373,505
Taiwan	423,696	375,806
Others	629,713	711,404
	3,985,699	3,922,625

The revenue information above is based on the location of the customers.

(b) Non-current assets

	2014 HK\$'000	2013 HK\$'000
Mainland China	2,122,196	2,113,371
Hong Kong	138,481	89,404
Singapore	114	139
Others	643	839
	2,261,434	2,203,753

The non-current assets information above is based on the location of the assets and excludes long term receivables and deferred tax assets.

Information about a major customer

During the years ended 31 December 2014 and 2013, the revenue from the Group's largest customer amounting to less than 10% of the Group's total revenue.

NOTES TO FINANCIAL STATEMENTS

31 December 2014

5. REVENUE, OTHER INCOME AND GAINS, NET

Revenue, which is also the Group's turnover, represents the net invoiced value of goods sold, after allowances for returns and trade discounts, and services rendered by the Group.

An analysis of the revenue, other income and gains, net, is as follows:

	Note	2014 HK\$'000	2013 HK\$'000
Revenue			
Production and sale of knitted fabric and dyed yarn and provision of related subcontracting services		3,985,194	3,833,774
Production and sale of garment products and provision of related subcontracting services		505	88,851
		3,985,699	3,922,625
Other income			
Fee income from freight handling services		8,254	8,354
Bank interest income		1,833	2,448
Gross rental income		409	504
Subsidy income from the People's Republic of China (the "PRC") government	7	1,075	6,289
Others		16,947	12,050
		28,518	29,645
Gains, net			
Fair value gains/(losses), net:			
Equity investment at fair value through profit or loss – held for trading	7	(84)	(211)
Derivative financial instruments – transactions not qualified as hedges but matured during the year	7	(662)	1,297
Derivative financial instruments – transactions not qualified as hedges and not yet matured	7	(3,569)	341
		(4,315)	1,427
Other income and gains, net		24,203	31,072

NOTES TO FINANCIAL STATEMENTS

31 December 2014

6. FINANCE COSTS

An analysis of finance costs is as follows:

	Group	
	2014 HK\$'000	2013 HK\$'000
Interest on bank loans and overdrafts wholly repayable within five years	51,006	42,904
Interest on finance leases	882	1,667
Amortisation of bank charges on syndicated loans	4,857	17,104
	56,745	61,675

7. PROFIT BEFORE TAX

The Group's profit before tax is arrived at after charging/(crediting):

	Notes	2014 HK\$'000	2013 HK\$'000
Cost of inventories sold and services provided		3,412,403	3,272,134
Auditors' remuneration		3,150	2,700
Research and development costs		12,835	6,899
Depreciation of items of property, plant and equipment	14	300,324	257,602
Amortisation of prepaid land lease payments	15	1,823	1,823
Employee benefit expense (excluding directors' remuneration – note 8):			
Wages and salaries		405,416	375,268
Pension scheme contributions		46,528	30,044
		451,944	405,312
Minimum lease payments under operating leases in respect of land and buildings		10,317	8,830
Loss on disposal of items of property, plant and equipment*		1,062	5,086
Impairment of accounts receivable*	22	5,861	6,913
Write-off of accounts receivable*		–	63
Write-back of impairment allowance for accounts receivable*	22	(3,517)	(2,456)
Impairment of a deposit and other receivables**		4,825	4,054
Gain on deregistration of subsidiaries*		–	(355)
Gain on disposal of a joint venture	18	(10,306)	–
Fair value losses/(gains), net:			
Equity investment at fair value through profit or loss – held for trading		84	211
Derivative financial instruments – transactions not qualified as hedges but matured during the year		662	(1,297)
Derivative financial instruments – transactions not qualified as hedges and not yet matured		3,569	(341)
Foreign exchange differences, net*		4,962	4,232
Subsidy income from the PRC government***		(1,075)	(6,289)

* These amounts are included in "Other operating expenses, net" on the face of the consolidated statement of profit or loss.

** Included in above impairment allowance for a deposit and other receivables is an allowance for a deposit and other receivables of HK\$4,825,000 (2013: HK\$4,054,000) with a carrying amount of HK\$4,825,000 (2013: HK\$4,054,000) before impairment allowance. The impaired deposit and other receivables were not expected to be recovered.

*** There are no unfulfilled conditions or contingencies relating to these grants.

NOTES TO FINANCIAL STATEMENTS

31 December 2014

7. PROFIT BEFORE TAX (continued)

The cost of inventories sold and services provided includes depreciation and staff costs of HK\$617,739,000 (2013: HK\$516,758,000), which are also included in the respective total amounts disclosed separately above.

The research and development costs include depreciation and staff costs of HK\$11,358,000 for the year ended 31 December 2014 (2013: HK\$6,090,000), which are also included in the respective total amounts disclosed separately above.

At 31 December 2014, the Group had no forfeited contributions available to reduce its contributions to the pension schemes in future years (2013: Nil).

8. DIRECTORS' REMUNERATION

Directors' remuneration for the year, disclosed pursuant to the Rules Governing the Listing of Securities on The Stock Exchange of Hong Kong Limited (the "Stock Exchange") and section 78 of Schedule 11 to the Hong Kong Companies Ordinance (Cap. 622), with reference to section 161 of the predecessor Hong Kong Companies Ordinance (Cap. 32), is as follows:

	Group	
	2014 HK\$'000	2013 HK\$'000
Fees	720	720
Other emoluments:		
Salaries, allowances and benefits in kind	17,225	17,225
Discretionary bonuses	1,325	1,325
Pension scheme contributions	100	90
	18,650	18,640
	19,370	19,360

NOTES TO FINANCIAL STATEMENTS

31 December 2014

8. DIRECTORS' REMUNERATION (continued)

	Fees HK\$'000	Salaries, allowances and benefits in kind HK\$'000	Discretionary bonuses HK\$'000	Pension scheme contributions HK\$'000	Total HK\$'000
2014					
Executive directors:					
Tai Chin Chun	–	4,940	380	17	5,337
Tai Chin Wen^	–	4,030	310	17	4,357
Cheung So Wan	–	2,340	180	17	2,537
Wong Siu Yuk	–	2,340	180	17	2,537
Chong Chau Lam	–	1,820	140	15	1,975
Wong Wai Kong, Elmen	–	1,755	135	17	1,907
Independent non-executive directors:					
Chu Hak Ha, Mimi	240	–	–	–	240
Chan Yuk Tong, Jimmy	240	–	–	–	240
Ho Gilbert Chi Hang	240	–	–	–	240
Total	720	17,225	1,325	100	19,370

2013

Executive directors:					
Tai Chin Chun	–	4,940	380	15	5,335
Tai Chin Wen^	–	4,030	310	15	4,355
Cheung So Wan	–	2,340	180	15	2,535
Wong Siu Yuk	–	2,340	180	15	2,535
Chong Chau Lam	–	1,820	140	15	1,975
Wong Wai Kong, Elmen	–	1,755	135	15	1,905
Independent non-executive directors:					
Chu Hak Ha, Mimi	240	–	–	–	240
Chan Yuk Tong, Jimmy	240	–	–	–	240
Ho Gilbert Chi Hang	240	–	–	–	240
Total	720	17,225	1,325	90	19,360

^ Tai Chin Wen is also the chief executive officer of the Group.

There was no arrangement under which a director or the chief executive waived or agreed to waive any remuneration during the year.

NOTES TO FINANCIAL STATEMENTS

31 December 2014

9. FIVE HIGHEST PAID EMPLOYEES

The five highest paid employees during the year included four (2013: four) directors, details of whose remuneration are set out in note 8 above. Details of the remaining one highest paid employee who is neither a director nor chief executive of the Company are as follows:

	Group	
	2014 HK\$'000	2013 HK\$'000
Salaries, allowances and benefits in kind	1,833	1,801
Discretionary bonuses	235	520
Pension scheme contributions	17	15
	2,085	2,336

The number of non-director and non-chief executive highest paid employees whose remuneration fell within the following band is as follows:

	Number of employees	
	2014	2013
HK\$2,000,000 to HK\$2,500,000	1	1

During the year, no emoluments were paid by the Group to the directors of the Company or any of the five highest paid individual as an inducement to join or upon joining the Group or as compensation for loss of office.

10. INCOME TAX

	Group	
	2014 HK\$'000	2013 HK\$'000
Current tax – Hong Kong		
Charge for the year	7,874	11,547
Underprovision/(overprovision) in prior years	831	(1,597)
Current tax – Elsewhere		
Charge for the year	16,383	11,116
Underprovision/(overprovision) in prior years	2,990	(1,395)
Deferred tax expense/(credit) (note 29)	(3,823)	150
Total tax charge for the year	24,255	19,821

Hong Kong profits tax has been provided on the estimated assessable profits arising in Hong Kong at the rate of 16.5% (2013: 16.5%). Taxes on profits assessable elsewhere have been calculated at the rates of tax prevailing in the countries/jurisdictions in which the Group operates.

Pursuant to the Corporate Income Tax Law of the PRC being effective on 1 January 2008, the corporate income tax rate is unified to 25% for all enterprises in Mainland China.

NOTES TO FINANCIAL STATEMENTS

31 December 2014

10. INCOME TAX (continued)

A reconciliation of the tax expense/(credit) applicable to profit/(loss) before tax at the statutory rates for the jurisdictions/countries in which the Company and the majority of its subsidiaries, a joint venture and an associate operate to the tax expense/(credit) at the effective tax rates is as follows:

Group – 2014

	Hong Kong HK\$'000	Mainland China HK\$'000	Others HK\$'000	Total HK\$'000
Profit/(loss) before tax	46,665	61,479	(1,372)	106,772
Tax at the statutory tax rate	7,700	15,370	(166)	22,904
Profits less losses attributable to a joint venture and an associate	1,045	–	–	1,045
Adjustments in respect of current tax of prior years	831	2,993	(3)	3,821
Income not subject to tax	(2,261)	(5,948)	–	(8,209)
Expenses not deductible for tax	1,826	2,999	166	4,991
Tax losses not recognised	425	–	–	425
Others	(1,584)	862	–	(722)
Tax charge/(credit) at the Group's effective rate	7,982	16,276	(3)	24,255

Group – 2013

	Hong Kong HK\$'000	Mainland China HK\$'000	Others HK\$'000	Total HK\$'000
Profit/(loss) before tax	48,615	76,395	(1,472)	123,538
Tax at the statutory tax rate	8,021	19,099	(127)	26,993
Lower tax rate due to tax holiday	–	–	(124)	(124)
Profits less losses attributable to a joint venture and an associate	959	–	–	959
Adjustments in respect of current tax of prior years	(1,597)	(1,395)	–	(2,992)
Income not subject to tax	–	(10,078)	(77)	(10,155)
Expenses not deductible for tax	1,016	2,521	344	3,881
Tax losses utilised	–	(1,423)	–	(1,423)
Tax losses not recognised	829	–	–	829
Others	899	953	1	1,853
Tax charge at the Group's effective rate	10,127	9,677	17	19,821

NOTES TO FINANCIAL STATEMENTS

31 December 2014

11. PROFIT ATTRIBUTABLE TO ORDINARY EQUITY HOLDERS OF THE COMPANY

The consolidated profit attributable to ordinary equity holders of the Company for the year ended 31 December 2014 includes a loss of HK\$642,000 (2013: HK\$1,083,000) which has been dealt with in the financial statements of the Company (note 32(b)).

12. DIVIDEND

The proposed final dividend for the year of HK1.3 cents (2013: HK2.5 cents) per ordinary share, in aggregate of approximately HK\$11,309,000 (2013: HK\$21,748,000), is subject to the approval of the Company's shareholders at the forthcoming annual general meeting. These financial statements do not reflect the final dividend payable.

13. EARNINGS PER SHARE ATTRIBUTABLE TO ORDINARY EQUITY HOLDERS OF THE COMPANY

The calculation of the basic earnings per share amount is based on the profit for the year attributable to ordinary equity holders of the Company of HK\$81,055,000 (2013: HK\$91,699,000), and the weighted average number of 869,919,000 (2013: 869,919,000) ordinary shares in issue during the year.

The calculation of diluted earnings per share amount is based on the profit for the year attributable to ordinary equity holders of the Company. The weighted average number of ordinary shares used in the calculation is the weighted average number of ordinary shares in issue during the year, as used in the basic earnings per share calculation, and the weighted average number of ordinary shares assumed to have been issued at no consideration on the deemed exercise or conversion of all dilutive potential ordinary shares into ordinary shares.

No adjustment has been made to the basic earnings per share amounts presented for the years ended 31 December 2014 and 2013 in respect of a dilution as the share options outstanding had no dilutive effect on the basic earnings per share amounts presented.

14. PROPERTY, PLANT AND EQUIPMENT

Group

	Land and buildings HK\$'000	Plant and machinery HK\$'000	Furniture, fixtures and office equipment HK\$'000	Motor vehicles HK\$'000	Construction in progress HK\$'000	Total HK\$'000
31 December 2014						
Cost:						
At 1 January 2014	428,273	2,877,401	85,626	40,250	237,516	3,669,066
Additions	–	100,398	6,890	4,418	203,764	315,470
Acquisition of a subsidiary (note 17(j))	71,060	–	–	–	–	71,060
Disposals	–	(30,980)	(2)	(645)	–	(31,627)
Transfers	52,332	268,291	5,074	–	(325,697)	–
At 31 December 2014	551,665	3,215,110	97,588	44,023	115,583	4,023,969
Accumulated depreciation:						
At 1 January 2014	147,843	1,406,033	65,890	26,344	–	1,646,110
Charge for the year	24,570	263,846	7,196	4,712	–	300,324
Disposals	–	(28,375)	(2)	(621)	–	(28,998)
At 31 December 2014	172,413	1,641,504	73,084	30,435	–	1,917,436
Net book value:						
At 31 December 2014	379,252	1,573,606	24,504	13,588	115,583	2,106,533

NOTES TO FINANCIAL STATEMENTS

31 December 2014

14. PROPERTY, PLANT AND EQUIPMENT (continued)

Group (continued)

	Land and buildings HK\$'000	Plant and machinery HK\$'000	Furniture, fixtures and office equipment HK\$'000	Motor vehicles HK\$'000	Construction in progress HK\$'000	Total HK\$'000
31 December 2013						
Cost:						
At 1 January 2013	386,679	2,546,700	76,571	36,469	238,676	3,285,095
Additions	–	110,889	10,380	8,441	284,613	414,323
Disposals	(271)	(23,015)	(2,406)	(4,660)	–	(30,352)
Transfers	41,865	242,827	1,081	–	(285,773)	–
At 31 December 2013	428,273	2,877,401	85,626	40,250	237,516	3,669,066
Accumulated depreciation:						
At 1 January 2013	127,199	1,190,002	62,648	24,947	–	1,404,796
Charge for the year	20,657	227,408	4,775	4,762	–	257,602
Disposals	(13)	(11,377)	(1,533)	(3,365)	–	(16,288)
At 31 December 2013	147,843	1,406,033	65,890	26,344	–	1,646,110
Net book value:						
At 31 December 2013	280,430	1,471,368	19,736	13,906	237,516	2,022,956

The Group's land and buildings were held under the following lease terms:

	2014 HK\$'000	2013 HK\$'000
Medium-term leases		
– in Hong Kong	71,060	2,041
– outside Hong Kong	308,192	278,389
	379,252	280,430

NOTES TO FINANCIAL STATEMENTS

31 December 2014

14. PROPERTY, PLANT AND EQUIPMENT (continued)

The net carrying amounts of the Group's items of property, plant and equipment held under finance leases included in the total amounts of plant and machinery and motor vehicles were as follows:

	2014 HK\$'000	2013 HK\$'000
Plant and machinery	54,391	61,875
Motor vehicles	898	1,138
	55,289	63,013

As at 31 December 2014, the Group was in the process of applying the building ownership certificates in respect of certain self-used properties with net book value of approximately HK\$6.5 million (2013: HK\$7.1 million) and approximately HK\$102.9 million (2013: HK\$76.1 million) situated in Panyu and En Ping, the PRC, respectively. The Company's directors confirmed that, based on the advice from the Company's legal counsel, as the Group has properly obtained the land use right certificates in respect of the land on which the aforementioned self-used properties are located, and therefore are in the opinion that there is no legal barrier or otherwise for the Group to obtain the building ownership certificates from the relevant Mainland China authority.

15. PREPAID LAND LEASE PAYMENTS

	Group	
	2014 HK\$'000	2013 HK\$'000
Carrying amount at 1 January	69,261	71,084
Amortised during the year	(1,823)	(1,823)
Carrying amount at 31 December	67,438	69,261
Current portion included in prepayments, deposits and other receivables	(1,823)	(1,823)
Non-current portion	65,615	67,438
The Group's prepaid land lease payments comprise:		
Land outside Hong Kong:		
Medium-term leases	67,438	69,261

NOTES TO FINANCIAL STATEMENTS

31 December 2014

16. INTANGIBLE ASSETS

Group

	Exploration licences and assets	
	2014 HK\$'000	2013 HK\$'000
Cost		
At 1 January	–	3,575
Write-offs	–	(3,575)
At 31 December	–	–
Accumulated amortisation and impairment		
At 1 January	–	3,575
Write-offs	–	(3,575)
At 31 December	–	–
Net carrying amount		
At 31 December	–	–

During the year ended 31 December 2013, the exploration licences and assets were written off as the exploration licences had expired and no extension of the exploration licences was expected in the foreseeable future.

17. INTERESTS IN SUBSIDIARIES

	Company	
	2014 HK\$'000	2013 HK\$'000
Unlisted investments, at cost	402,207	402,207

The amount due from a subsidiary included in the Company's current assets is unsecured, interest-free and has no fixed terms of repayment.

Particulars of the Company's principal subsidiaries are as follows:

Name	Place of incorporation/registration and operations	Issued ordinary share/paid-up capital	Percentage of equity attributable to the Company		Principal activities
			2014	2013	
Directly held:					
Joint Result Holdings Limited ("Joint Result")*	BVI/Hong Kong	US\$10,000	100	100	Investment holding

NOTES TO FINANCIAL STATEMENTS

31 December 2014

17. INTERESTS IN SUBSIDIARIES (continued)

Particulars of the Company's principal subsidiaries are as follows: (continued)

Name	Place of incorporation/ registration and operations	Issued ordinary share/ paid-up capital	Percentage of equity attributable to the Company		Principal activities
			2014	2013	
Indirectly held:					
Highkeen Enterprises Limited*	BVI/ Hong Kong	US\$1,000	100	100	Investment holding
Kam Hing Textile (International) Limited ("KH Textile")	Hong Kong	Ordinary HK\$2 Non-voting deferred HK\$10,000,000 (Note (a))	100	100	Investment holding
Strong View International Limited ("Strong View")*	BVI/ Hong Kong	US\$400,000	65	65	Investment holding and provision of customer services
Kam Wing International Textile Company Limited ("Kam Wing")	Hong Kong	HK\$107,500,000 (Note (d))	68	68	Investment holding and trading of finished fabrics
Kwok Hing Garment Madagascar*	Madagascar	Malagasy Ariary 100,000,000	100	100	Manufacture and trading of garment products
Jiangmen Yingxing Garment Limited ("Yingxing")*	PRC/ Mainland China	HK\$25,000,000 (Note (b))	100	100	Manufacture and trading of garment products
En Ping Kam Hing Textile and Dyeing Co. Ltd. ("En Ping KH")*	PRC/ Mainland China	US\$69,025,000 (2013: US\$64,245,000) (Note (c))	100	100	Manufacture and trading of knitted and dyed fabrics

NOTES TO FINANCIAL STATEMENTS

31 December 2014

17. INTERESTS IN SUBSIDIARIES (continued)

Particulars of the Company's principal subsidiaries are as follows: (continued)

Name	Place of incorporation/ registration and operations	Issued ordinary share/ paid-up capital	Percentage of equity attributable to the Company		Principal activities
			2014	2013	
Indirectly held: (continued)					
En Ping Kam Lap Textile and Dyeing Co. Ltd. ("En Ping KL")*	PRC/ Mainland China	US\$20,000,000 (2013: US\$18,817,000) (Note (d))	68	68	Manufacture and trading of knitted and dyed fabrics
Guangzhou Kam Sing Textile and Dyeing Co. Ltd. ("Kam Sing")*	PRC/ Mainland China	HK\$6,000,000 (Note (e))	100	100	Manufacture and trading of knitted and dyed fabrics
Guangzhou Kamhing Textile Dyeing Co., Ltd. ("Guangzhou KH")*	PRC/ Mainland China	US\$154,560,000 (Note (f))	100	100	Manufacture and trading of knitted and dyed fabrics
Sparkle Logistics Limited ("Sparkle")	Hong Kong	HK\$3,800,000	92	92	Provision of air and ocean freight services
Kam Hing Korea Limited ("KH Korea")*	Korea	WON50,000,000	65	65	Provision of customer services
Kam Hing Piece Works (S) Pte Limited*	Singapore	S\$100,000	100	100	Provision of customer services
Guangzhou Kam Yam Garment Design Co. Ltd. ("Kam Yam")*	PRC/ Mainland China	HK\$400,000 (Note (g))	100	100	Provision of knitting and dyeing services and trading of finished fabrics
Guangzhou Gong Zhan Plastic Products Limited ("Gong Zhan")*	PRC/ Mainland China	HK\$500,000 (Note (h))	100	100	Manufacture and trading of plastic products

NOTES TO FINANCIAL STATEMENTS

31 December 2014

17. INTERESTS IN SUBSIDIARIES (continued)

Particulars of the Company's principal subsidiaries are as follows: (continued)

Name	Place of incorporation/ registration and operations	Issued ordinary share/ paid-up capital	Percentage of equity attributable to the Company		Principal activities
			2014	2013	
Indirectly held: (continued)					
Kam Hing Textile Macao Commercial Offshore Company Limited	Macau	Pataca 100,000	100	100	Sourcing agent and trading of yarns and dyeing materials
Kam Hing Piece Works Limited ("KH Piece Works")	Hong Kong	Ordinary HK\$2 Non-voting deferred HK\$1,000,010 (Note (a))	100	100	Trading of finished fabrics
Kam Hing Global Garment Company Limited	Hong Kong	HK\$10,000,000	100	100	Trading of garment products
錦興（中國）企業管理 有限公司（"KH China"）*	PRC/ Mainland China	US\$2,000,000 (Note (i))	100	100	Provision of corporate management, sales planning and consultancy services
Lunar Dragon Holdings Limited（"Lunar Dragon"）	Hong Kong	HK\$1 (Note (j))	100	—	Property holding

Notes:

- (a) The non-voting deferred shares do not entitle the holders thereof to receive notice of or to attend or vote at any general meeting of KH Textile and KH Piece Works. The holders of the non-voting deferred shares are not entitled to any dividends of KH Textile and KH Piece Works. On a winding-up, the holders of the non-voting deferred shares are entitled, out of the surplus assets of KH Textile and KH Piece Works, to a return of the capital paid up on the non-voting deferred shares held by them to one half of the balance after a total sum of HK\$100,000,000,000,000 has been distributed in such winding-up in respect of the ordinary shares of KH Textile and KH Piece Works.
- (b) Yingxing is registered as a wholly-foreign-owned enterprise under the PRC law with an operating period of 20 years commencing from 7 September 2010. The registered capital of Yingxing amounting to HK\$30,000,000 and the remaining unpaid capital contribution of HK\$5,000,000 (2013: HK\$5,000,000) was included as commitments at 31 December 2014 as disclosed in note 36 to the financial statements.

NOTES TO FINANCIAL STATEMENTS

31 December 2014

17. INTERESTS IN SUBSIDIARIES (continued)

Notes: (continued)

- (c) En Ping KH is registered as a wholly-foreign-owned enterprise under the PRC law with an operating period of 20 years commencing from 27 April 2005. The registered capital of En Ping KH amounting to US\$85,000,000, of which US\$69,025,000 (2013: US\$64,245,000) was paid up as at 31 December 2014. The remaining unpaid capital contribution of US\$15,975,000 (2013: US\$20,755,000) (equivalent to approximately HK\$124,286,000 (2013: HK\$161,474,000)) was included as commitments at 31 December 2014 as disclosed in note 36 to the financial statements.
- (d) En Ping KL is registered as a wholly-foreign-owned enterprise under the PRC law with an operating period of 20 years commencing from 8 June 2007. The registered capital of En Ping KL increased from US\$20,000,000 to US\$34,000,000 during the year ended 31 December 2014, of which US\$20,000,000 (2013: US\$18,817,000) was paid up as at 31 December 2014. The remaining unpaid capital contribution of US\$14,000,000 (2013: US\$1,183,000) (equivalent to approximately HK\$108,920,000 (2013: HK\$9,204,000)), was included as commitments at 31 December 2014 as disclosed in note 36 to the financial statements. During the year ended 31 December 2013, the Group has further acquired an 8% interest each in Kam Wing and En Ping KL from non-controlling interests at a total cash consideration of HK\$20,000,000 and the excess of the consideration over the share of net assets acquired from non-controlling interests amounting to HK\$9,360,000 was debited to other reserve and included in the equity.
- (e) Kam Sing is registered as a wholly-foreign-owned enterprise under the PRC law with an operating period of 20 years commencing from 2 January 2004.
- (f) Guangzhou KH is registered as a wholly-foreign-owned enterprise under the PRC law with an operating period of 25 years commencing from 26 March 1992. The registered capital of Guangzhou KH amounting to US\$192,610,000, of which US\$154,560,000 (2013: US\$154,560,000) was paid up as at 31 December 2014. The remaining unpaid capital contribution of US\$38,050,000 (2013: US\$38,050,000) (equivalent to approximately HK\$296,029,000 (2013: HK\$296,029,000)) was included as commitments at 31 December 2014 as disclosed in note 36 to the financial statements.
- (g) Kam Yam is registered as a wholly-foreign-owned enterprise under the PRC law with an operating period of 20 years commencing from 14 November 2007.
- (h) Gong Zhan is registered as a wholly-foreign-owned enterprise under the PRC law with an operating period of 20 years commencing from 28 July 2009.
- (i) KH China is registered as a wholly-foreign-owned enterprise under the PRC law with an operating period of 20 years commencing from 9 October 2013. The registered capital of KH China amounting to US\$10,000,000, of which US\$2,000,000 (2013: Nil) was paid up as at 31 December 2014. The remaining unpaid capital contribution of US\$8,000,000 (2013: US\$10,000,000) (equivalent to approximately HK\$62,240,000 (2013: HK\$77,800,000)) was included as commitments at 31 December 2014 as disclosed in note 36 to the financial statements.
- (j) During the year, the Group acquired a 100% equity interest in Lunar Dragon which holds a property from an independent third party. The purchase consideration of the acquisition was HK\$71,060,000. The Group incurred transaction costs of HK\$535,000 for this acquisition and the transaction costs have been expensed and included in the consolidated statement of profit or loss.
- * The statutory financial statements of these subsidiaries are not audited by Ernst & Young, Hong Kong or another member firm of the Ernst & Young global network.

The above table lists the subsidiaries of the Company which, in the opinion of the directors, principally affected the results for the year or formed a substantial portion of the net assets of the Group. To give details of other subsidiaries would, in the opinion of the directors, result in particulars of excessive length.

NOTES TO FINANCIAL STATEMENTS

31 December 2014

17. INTERESTS IN SUBSIDIARIES (continued)

Details of the Group's subsidiaries that have material non-controlling interests are set out below.

The information set out below represents the non-controlling interests in Kam Wing and its subsidiary, En Ping KL.

	2014	2013
Percentage of equity interest held by non-controlling interests	32%	32%
	HK\$'000	HK\$'000
Profit for the year allocated to non-controlling interests	2,481	12,578
Dividends paid to non-controlling shareholders of Kam Wing	8,960	2,000
Accumulated balances of non-controlling interests at the reporting dates	47,146	53,625

The following tables illustrate the summarised financial information of the above subsidiaries. The amounts disclosed are before any inter-company eliminations:

	2014 HK\$'000	2013 HK\$'000
Kam Wing and En Ping KL		
Revenue	482,332	504,729
Total expenses	(474,580)	(467,561)
Profit for the year	7,752	37,168
Total comprehensive income for the year	7,752	37,168
Current assets	300,786	254,320
Non-current assets	182,323	173,538
Current liabilities	(302,670)	(237,738)
Non-current liabilities	(28,272)	(17,705)
Net cash flows from operating activities	35,796	29,842
Net cash flows used in investing activities	(34,525)	(18,534)
Net cash flows from financing activities	825	3,916
Net increase in cash and cash equivalents	2,096	15,224

NOTES TO FINANCIAL STATEMENTS

31 December 2014

18. INTEREST IN A JOINT VENTURE

	Group	
	2014 HK\$'000	2013 HK\$'000
Share of net assets	–	21,627

During the year, the Group disposed of its 25% ownership interest in Honghu to a joint venturer of Honghu for a consideration of RMB26,000,000 (equivalent to HK\$32,500,000). The gain on disposal of Honghu of HK\$10,306,000, represented the difference of (i) the consideration of HK\$32,500,000; and (ii) the Group's share of net assets in Honghu of HK\$19,930,000 and an amount due from a joint venture of HK\$2,264,000 at the date of disposal, was recognised in the consolidated statement of profit or loss for the year.

As at 31 December 2013, the amount due from the joint venture included in the Group's current assets of HK\$2,647,000 represented accounts receivable of HK\$15,309,000, which were unsecured, interest-free and repayable within one month; and accounts payable of HK\$12,662,000 for purchases, which were unsecured, interest-free and had no fixed terms of repayment.

Particulars of the Group's joint venture were as follows:

Name	Particulars of registered shares	Place of registration and operations	Percentage of			Principal activities
			Ownership interest 2013	Voting power 2013	Profit sharing 2013	
Honghu Xing Ye Textile Co Ltd. ("Honghu")	Registered share capital of Renminbi ("RMB") 130,000,000	PRC/ Mainland China	25	40	25	Manufacture and trading of cotton spinning

Honghu was not audited by Ernst & Young, Hong Kong or another member firm of the Ernst & Young global network.

The following table illustrates the financial information of the Group's joint venture that is not individually material:

	2014 HK\$'000	2013 HK\$'000
Share of the joint venture's loss for the year	(1,697)	(5,268)
Share of the joint venture's total comprehensive expenses	(1,697)	(5,268)
Aggregate carrying amount of the Group's interest in the joint venture	–	21,627

NOTES TO FINANCIAL STATEMENTS

31 December 2014

19. INTEREST IN AN ASSOCIATE

	Group	
	2014 HK\$'000	2013 HK\$'000
Share of net assets	42,152	46,787

The amount due to an associate included in the Group's current liabilities is unsecured, interest-free and has no fixed terms of repayment.

Particulars of the associate are as follows:

Name	Particulars of issued shares held	Place of incorporation	Percentage of ownership interest attributable to the Group		Principal activity
			2014	2013	
Kam Hing International Limited* ("Kam Hing International")	Ordinary shares of US\$1 each	BVI	25	25	Investment holding

* Not audited by Ernst & Young, Hong Kong or another member firm of the Ernst & Young global network.

As at 31 December 2014, the Group's shareholding in Kam Hing International is held through a wholly-owned subsidiary of the Company.

Kam Hing International, which is considered a material associate of the Group, is a strategic partner of the Group engaged in mining and is accounted for using the equity method.

NOTES TO FINANCIAL STATEMENTS

31 December 2014

19. INTEREST IN AN ASSOCIATE (continued)

The following table illustrates the summarised financial information in respect of Kam Hing International adjusted for any differences in accounting policies, and reconciled to the carrying amount in the consolidated financial statements:

	2014 HK\$'000	2013 HK\$'000
Current assets	3,103	3,897
Non-current assets	166,722	184,139
Current liabilities	(1,217)	(888)
Non-current financial liabilities, excluding trade and other payables and provisions	–	–
Non-current liabilities	–	–
Net assets	168,608	187,148
Net assets, excluding goodwill	168,608	187,148
Reconciliation to the Group's interest in the associate:		
Proportion of the Group's ownership	25%	25%
Group's share of net assets of the associate, excluding goodwill	42,152	46,787
Carrying amount of the investment	42,152	46,787
Revenues	–	–
Loss for the year	(18,540)	(2,176)
Other comprehensive expenses	–	–
Total comprehensive expenses for the year	(18,540)	(2,176)
Dividend received	–	–

20. DEPOSITS PAID

	Group 2014 HK\$'000	2013 HK\$'000
Deposits paid for acquisition of:		
Property, plant and equipment	10,838	14,420
Land use rights	22,025	22,025
	32,863	36,445

NOTES TO FINANCIAL STATEMENTS

31 December 2014

21. INVENTORIES

	Group	
	2014 HK\$'000	2013 HK\$'000
Raw materials	586,537	590,212
Work in progress	159,293	145,842
Finished goods	215,112	196,491
	960,942	932,545

22. ACCOUNTS AND BILLS RECEIVABLE

	Group	
	2014 HK\$'000	2013 HK\$'000
Accounts and bills receivable	841,923	671,584
Impairment	(20,877)	(21,419)
	821,046	650,165

The Group's trading terms with its customers are generally on credit with terms of up to three months and are non-interest-bearing (except for certain well-established customers with strong financial strength, good repayment history and creditworthiness, where the credit terms are extended to six months). The Group seeks to maintain strict control over its outstanding receivable and has a credit control department to minimise credit risk. Overdue balances are reviewed regularly by senior management. In view of the aforementioned and the fact that the Group's accounts and bills receivable relate to a large number of diversified customers, there is no significant concentration of credit risk. The Group does not hold any collateral or other credit enhancements over its accounts and bills receivable balances.

An aged analysis of the Group's accounts and bills receivable as at the end of the reporting period, based on the invoice date and net of impairment allowance, is as follows:

	Group	
	2014 HK\$'000	2013 HK\$'000
Within 1 month	341,559	276,323
1 to 2 months	212,465	176,568
2 to 3 months	147,852	116,683
Over 3 months	119,170	80,591
	821,046	650,165

NOTES TO FINANCIAL STATEMENTS

31 December 2014

22. ACCOUNTS AND BILLS RECEIVABLE (continued)

The movements in impairment allowance for accounts and bills receivable are as follows:

	Group	
	2014 HK\$'000	2013 HK\$'000
At 1 January	21,419	23,090
Impairment losses recognised (note 7)	5,861	6,913
Write-back of impairment losses (note 7)	(3,517)	(2,456)
Write-off as uncollectible	(2,886)	(6,128)
At 31 December	20,877	21,419

Included in the above impairment allowance for accounts and bills receivable is an allowance for individually impaired accounts receivable in aggregate of HK\$20,877,000 (2013: HK\$21,419,000) with a carrying amount before impairment allowance in aggregate of HK\$35,522,000 (2013: HK\$21,419,000). The individually impaired accounts receivable relate to customers that were in default or delinquency in payments.

An aged analysis of the accounts and bills receivable that are not considered to be impaired is as follows:

	Group	
	2014 HK\$'000	2013 HK\$'000
Neither past due nor impaired	568,743	422,260
Less than 1 month past due	172,280	144,702
1 to 6 months past due	61,278	82,871
Over 6 months past due	4,100	332
	806,401	650,165

Receivables that were neither past due nor impaired relate to a large number of diversified customers for whom there was no recent history of default.

Receivables that were past due but not impaired relate to a number of independent customers that have a good repayment record with the Group. Based on past experience, the directors of the Company are of the opinion that no impairment allowance is necessary in respect of these balances as there has not been a significant change in credit quality and the balances are still considered fully recoverable.

23. EQUITY INVESTMENT AT FAIR VALUE THROUGH PROFIT OR LOSS

	Group	
	2014 HK\$'000	2013 HK\$'000
Equity investment listed outside Hong Kong, at market value	301	385

The above equity investment was classified as held for trading at 31 December 2014 and 2013.

NOTES TO FINANCIAL STATEMENTS

31 December 2014

24. CASH AND CASH EQUIVALENTS AND PLEDGED DEPOSITS

	Note	Group		Company	
		2014 HK\$'000	2013 HK\$'000	2014 HK\$'000	2013 HK\$'000
Cash and bank balances		487,283	462,919	4,313	4,627
Time deposits		11,319	91,960	–	–
		498,602	554,879	4,313	4,627
Less: Pledged deposits for bills payable	25	(11,319)	–	–	–
Cash and cash equivalents		487,283	554,879	4,313	4,627

As at 31 December 2014, the cash and bank balances of the Group denominated in RMB amounting to approximately HK\$137,958,000 (2013: HK\$150,655,000). RMB is not freely convertible into other currencies, however, under the PRC's Foreign Exchange Control Regulations and Administration of Settlement, Sale and Payment of Foreign Exchange Regulations, the Group is permitted to exchange RMB for other currencies through banks authorised to conduct foreign exchange business.

Cash at banks earns interest at floating rates based on daily bank deposit rates. Short-term time deposits are made for varying periods of between one day and one month depending on the immediate cash requirements of the Group, and earn interest at the respective short-term time deposit rates. The bank balances and time deposits are deposited with creditworthy banks with no recent history of default.

25. ACCOUNTS AND BILLS PAYABLE

An aged analysis of the Group's accounts and bills payable as at the end of the reporting period, based on the invoice date, is as follows:

	Group	
	2014 HK\$'000	2013 HK\$'000
Within 3 months	502,592	483,938
3 to 6 months	105,981	69,456
Over 6 months	3,785	2,909
	612,358	556,303

The accounts and bills payable are non-interest-bearing and are normally settled on credit terms of one to four months.

As at 31 December 2014, bills payable of HK\$55,573,000 (2013: Nil) included in the above accounts and bills payable balances were secured by the Group's pledged bank deposits of HK\$11,319,000 (2013: Nil) (note 24).

NOTES TO FINANCIAL STATEMENTS

31 December 2014

26. DERIVATIVE FINANCIAL INSTRUMENTS

Group	Assets		Liabilities	
	2014 HK\$'000	2013 HK\$'000	2014 HK\$'000	2013 HK\$'000
Forward currency contracts	–	471	3,569	129

The Group has entered into various forward currency contracts to manage its exchange rate exposures. These forward currency contracts are not designated for hedge purposes and are measured at fair value through profit or loss. Changes in the fair value of non-hedging currency derivatives, net, amounting to HK\$4,231,000 (2013: gain of HK\$1,638,000) were charged to the statement of profit or loss during the year.

27. INTEREST-BEARING BANK AND OTHER BORROWINGS

Group

	2014			2013		
	Effective interest rate (%)	Maturity	HK\$'000	Effective interest rate (%)	Maturity	HK\$'000
Current (Note)						
Finance lease payables (note 28)	2.4 to 3.4	2015	17,547	2.4 to 3.4	2014	27,056
Bank loans – unsecured	Weighted average of HIBOR/LIBOR + 1.5 to 3.1	2015	934,522	Weighted average of HIBOR/LIBOR/SIBOR + 1.5 to 3.1	2014	548,692
			952,069			575,748
Non-current						
Finance lease payables (note 28)	3 to 3.4	2016 – 2017	172	2.4 to 3.4	2015 – 2017	9,324
Bank loans – unsecured	Weighted average of HIBOR/LIBOR + 1.5 to 3.1	2016 – 2019	827,670	Weighted average of HIBOR/LIBOR + 1.5 to 3.1	2015 – 2019	1,128,194
			827,842			1,137,518
			1,779,911			1,713,266

NOTES TO FINANCIAL STATEMENTS

31 December 2014

27. INTEREST-BEARING BANK AND OTHER BORROWINGS (continued)

	Group	
	2014 HK\$'000	2013 HK\$'000
Analysed into:		
Bank loans repayable:		
Within one year or on demand (Note)	934,522	548,692
In the second year	527,176	320,466
In the third to fifth years, inclusive	300,494	791,336
After five years	–	16,392
	1,762,192	1,676,886
Finance lease payables:		
Within one year or on demand (Note)	17,547	27,056
In the second year	172	9,152
In the third to fifth years, inclusive	–	172
	17,719	36,380
	1,779,911	1,713,266

Note: For the purpose of the above analysis, the Group's bank loans in the amount of HK\$52,660,000 (2013: HK\$2,684,000) and finance lease payables in the amount of HK\$5,156,000 (2013: HK\$8,395,000) containing a repayment on demand clause are included within current interest-bearing bank and other borrowings and analysed into bank loans and finance lease payables within one year or on demand, respectively.

Based on the maturity terms of the bank loans, the amounts repayable in respect of the bank loans are: HK\$881,862,000 (2013: HK\$546,008,000) payable within one year; HK\$579,836,000 (2013: HK\$323,150,000) payable in the second year; and HK\$300,494,000 (2013: HK\$791,336,000) payable in the third to fifth years, inclusive; and Nil (2013: HK\$16,392,000) payable after five years.

Based on the maturity terms of the finance lease payables, the amounts repayable in respect of the finance lease payables are: HK\$12,391,000 (2013: HK\$18,661,000) payable within one year; HK\$3,411,000 (2013: HK\$12,391,000) payable in the second year; and HK\$1,917,000 (2013: HK\$5,328,000) payable in the third to fifth years, inclusive.

As at 31 December 2014, the banking facilities of the Group were supported by corporate guarantees executed by the Company and certain subsidiaries of the Company.

As at 31 December 2014, the finance lease payables were supported by corporate guarantees executed by the Company and the underlying property, plant and equipment (note 28).

NOTES TO FINANCIAL STATEMENTS

31 December 2014

28. FINANCE LEASE PAYABLES

The Group leases certain of its plant and machinery, and motor vehicles for its business operation (note 14). These leases are classified as finance leases and have remaining lease terms ranging from one to three years.

At 31 December 2014, the total future minimum lease payments under finance leases and their present values were as follows:

Group

	Minimum lease payments		Present value of minimum lease payments	
	2014 HK\$'000	2013 HK\$'000	2014 HK\$'000	2013 HK\$'000
Amounts payable:				
Within one year	17,996	28,272	17,547	27,056
In the second year	173	9,267	172	9,152
In the third to fifth years, inclusive	–	173	–	172
Total minimum finance lease payments	18,169	37,712	17,719	36,380
Future finance charges	(450)	(1,332)		
Total net finance lease payables	17,719	36,380		
Portion classified as current liabilities (note 27)	(17,547)	(27,056)		
Non-current portion (note 27)	172	9,324		

At 31 December 2014, the finance lease payables were supported by corporate guarantees executed by the Company and the underlying property, plant and equipment.

NOTES TO FINANCIAL STATEMENTS

31 December 2014

29. DEFERRED TAX

The movements in deferred tax assets and liabilities of the Group during the year were as follows:

Deferred tax assets

	Losses available for offsetting against future taxable profits		Deductible temporary difference		Total	
	2014 HK\$'000	2013 HK\$'000	2014 HK\$'000	2013 HK\$'000	2014 HK\$'000	2013 HK\$'000
At 1 January	815	815	5,020	5,020	5,835	5,835
Deferred tax credited to the statement of profit or loss during the year (note 10)	(815)	–	3,911	–	3,096	–
At 31 December	–	815	8,931	5,020	8,931	5,835

Deferred tax liabilities

	Depreciation allowance in excess of related depreciation		Deductible temporary difference		Total	
	2014 HK\$'000	2013 HK\$'000	2014 HK\$'000	2013 HK\$'000	2014 HK\$'000	2013 HK\$'000
At 1 January	902	752	–	–	902	752
Deferred tax charged/ (credited) to the statement of profit or loss during the year (note 10)	(132)	150	(595)	–	(727)	150
At 31 December	770	902	(595)	–	175	902

Pursuant to the PRC Corporate Income Tax Law, a 10% withholding tax is levied on dividends declared to foreign investors from the foreign investment enterprises established in Mainland China. The requirement is effective from 1 January 2008 and applies to earnings after 31 December 2007. A lower withholding tax rate may be applied if there is a tax treaty between Mainland China and the jurisdiction of the foreign investors. For the Group, the applicable rate is 5% or 10%. The Group is therefore liable for withholding taxes on dividends distributed by those subsidiaries established in Mainland China in respect of earnings generated from 1 January 2008. At 31 December 2014, no deferred tax has been recognised for withholding taxes that would be payable on the unremitted earnings that are subject to withholding taxes of the Group's subsidiaries established in Mainland China. In the opinion of the directors, it is not probable that these subsidiaries will distribute such earnings in the foreseeable future. The aggregate amount of temporary differences associated with interests in subsidiaries in Mainland China for which deferred tax liabilities have not been recognised totalled approximately HK\$198 million at 31 December 2014 (2013: HK\$179 million).

There are no income tax consequences attaching to the payment of dividends by the Company to its shareholders.

NOTES TO FINANCIAL STATEMENTS

31 December 2014

29. DEFERRED TAX (continued)

The Group has estimated tax losses arising in Hong Kong of HK\$14,300,000 (2013: HK\$11,724,000) that are available indefinitely for offsetting against future taxable profits of the Company and the respective subsidiaries in which the losses arose. No deferred tax assets have been recognised in respect of these losses as the directors consider it is not probable that future taxable profit will be available against which these tax losses can be utilised.

30. SHARE CAPITAL

	2014 HK\$'000	2013 HK\$'000
Authorised: 2,000,000,000 (2013: 2,000,000,000) ordinary shares of HK\$0.1 each	200,000	200,000
Issued and fully paid: 869,919,000 (2013: 869,919,000) ordinary shares of HK\$0.1 each	86,992	86,992

A summary of the movements during the year in the Company's issued share capital is as follows:

	Number of shares in issue	Issued capital HK\$'000	Share premium account HK\$'000	Total HK\$'000
At 1 January 2013, 31 December 2013, 1 January 2014 and 31 December 2014	869,919,000	86,992	446,105	533,097

Share options

Details of the Company's share option scheme and the share options issued under the scheme are included in note 31 to the financial statements.

31. SHARE OPTION SCHEME

The old share option scheme

The Company operated a share option scheme (the "Old Scheme") for the purpose of providing incentives and rewards to eligible participants who contributed to the success of the Group's operations. Eligible participants of the Old Scheme included the Company's directors, including independent non-executive directors, other employees of the Group, suppliers of goods or services to the Group, customers of the Group, any consultant, advisor, manager or officer who provides research, development, other technological support or services to the Group, the Company's shareholders, and any non-controlling shareholder of the Company's subsidiaries. The Old Scheme became effective on 25 August 2004 and was terminated on 9 June 2014. The remaining share options granted under the Old Scheme expired on 5 October 2014.

NOTES TO FINANCIAL STATEMENTS

31 December 2014

31. SHARE OPTION SCHEME (continued)

The old share option scheme (continued)

The Company has sought the approval of its shareholders in the annual general meeting of the Company held on 26 May 2008 for refreshing its scheme mandate limit such that the maximum number of shares which may be allotted and issued upon the exercise of the share options to be granted under the Old Scheme is 64,458,300 shares, representing 10% of the share capital of the Company as at the date of refreshment of the scheme mandate limit. The maximum number of shares issuable under share options to each eligible participant in the Old Scheme within any 12-month period, is limited to 1% of the shares of the Company in issue at any time. Any further grant of share options in excess of this limit is subject to shareholders' approval in a general meeting.

Share options granted to a director, chief executive or substantial shareholder of the Company, or to any of their associates, are subject to approval in advance by the independent non-executive directors. In addition, any share options granted to a substantial shareholder or an independent non-executive director of the Company, or to any of their associates, in excess of 0.1% of the shares of the Company in issue at any time or with an aggregate value (based on the price of the Company's shares at the date of grant) in excess of HK\$5 million, within any 12-month period, are subject to shareholders' approval in advance in a general meeting.

The offer of a grant of share options may be accepted within 28 days from the date of offer, upon payment of a nominal consideration of HK\$1 in total by the grantee. The exercise period of the share options granted is determinable by the directors, and commences after a certain vesting period and ends on a date which is not later than 10 years from the date of offer of the share options or the expiry date of the Old Scheme, if earlier.

The exercise price of the share options is determinable by the directors, but may not be less than the highest of (i) the nominal value of the Company's shares; (ii) the Stock Exchange closing price of the Company's shares on the date of offer of the share options; and (iii) the average Stock Exchange closing price of the Company's shares for the five trading days immediately preceding the date of offer.

Share options do not confer rights on the holders to dividends or to vote at shareholders' meetings.

The following share options were outstanding under the Old Scheme during the year:

	2014		2013	
	Weighted average exercise price HK\$ per share	Number of options '000	Weighted average exercise price HK\$ per share	Number of options '000
At 1 January	1.28	1,280	1.28	1,280
Lapsed during the year	(1.28)	(1,280)	–	–
At 31 December	–	–	1.28	1,280

NOTES TO FINANCIAL STATEMENTS

31 December 2014

31. SHARE OPTION SCHEME (continued)

The old share option scheme (continued)

The exercise prices and exercise periods of the share options outstanding as at the end of the reporting period are as follows:

2014

Number of options '000	Exercise price HK\$ per share	Exercise period
–	–	–

2013

Number of options '000	Exercise price HK\$ per share	Exercise period
1,280	1.28	6 October 2005 to 5 October 2014

During the year, no new share options were granted by the Company under the Old Scheme.

At the date of approval of these financial statements, the Company had no share options outstanding under the Old Scheme.

The new share option scheme

During the year, the Company terminated the Old Scheme and adopted a new share option scheme (the "New Scheme") pursuant to a resolution passed in the annual general meeting dated 9 June 2014. The New Scheme, unless otherwise cancelled or amended, will remain in force for 10 years commencing from 9 June 2014, after which no further options will be granted but the provisions of the New Scheme shall remain in full force to the extent necessary to give effect to the exercise of any option granted prior thereto or otherwise as may be required in accordance with the provision of the New Scheme.

The Company operates the New Scheme for the purpose of providing incentives and rewards to eligible participants who contribute to the success of the Group's operations. Eligible participants of the New Scheme include the Company's directors, including independent non-executive directors, other employees of the Group, suppliers of goods or services to the Group, customers of the Group, any consultant, advisor, manager or officer who provides research, development, other technological support or services to the Group, the Company's shareholders, and any non-controlling shareholder of the Company's subsidiaries.

NOTES TO FINANCIAL STATEMENTS

31 December 2014

31. SHARE OPTION SCHEME (continued)

The new share option scheme (continued)

The maximum number of shares which may be allotted and issued upon the exercise of the share options to be granted under the New Scheme is 86,991,900 shares, representing 10% of the share capital of the Company as at the date of adoption of the scheme mandate limit. The maximum number of shares issuable under share options to each eligible participant in the New Scheme within any 12-month period, is limited to 1% of the shares of the Company in issue at any time. Any further grant of share options in excess of this limit is subject to shareholders' approval in a general meeting.

Share options granted to a director, chief executive or substantial shareholder of the Company, or to any of their associates, are subject to approval in advance by the independent non-executive directors. In addition, any share options granted to a substantial shareholder or an independent non-executive director of the Company, or to any of their associates, in excess of 0.1% of the shares of the Company in issue at any time or with an aggregate value (based on the price of the Company's shares at the date of grant) in excess of HK\$5 million, within any 12-month period, are subject to shareholders' approval in advance in a general meeting.

The offer of a grant of share options may be accepted within 21 days from the date of offer, upon payment of a nominal consideration of HK\$1 in total by the grantee. The exercise period of the share options granted is determinable by the directors, and commences after a certain vesting period and ends on a date which is not later than 10 years from the date of offer of the share options or the expiry date of the New Scheme, if earlier.

The exercise price of the share options is determinable by the directors, but may not be less than the highest of (i) the nominal value of the Company's shares; (ii) the Stock Exchange closing price of the Company's shares on the date of offer of the share options; and (iii) the average Stock Exchange closing price of the Company's shares for the five trading days immediately preceding the date of offer.

Share options do not confer rights on the holders to dividends or to vote at shareholders' meetings.

During the year, no new share options were granted by the Company under the New Scheme.

At the date of approval of these financial statements, the Company had no share options outstanding under the New Scheme.

32. RESERVES

(a) Group

The amounts of the Group's reserves and the movement therein for the current and prior years are presented in the consolidated statement of changes in equity of the financial statements.

The capital reserve of the Group represents (i) the premium arising from the issue of shares by Joint Result for settlement of the amounts due to directors, of HK\$93,378,000; and (ii) the excess of the nominal value of the share capital of the subsidiaries acquired pursuant to the group reorganisation taken place on 24 August 2004, for the Company became the holding company of the companies now comprising the Group (the "Group Reorganisation"), over the nominal value of the 1,000,000 shares of HK\$0.1 each of the Company issued in exchange therefor and the then existing 1,000,000 shares of HK\$0.1 each credited as fully paid at par.

In accordance with the relevant PRC regulations, the subsidiaries which are established in the PRC are required to transfer 10% of their profits after tax, as determined under the PRC accounting regulations, to the statutory surplus reserve, until the balance of the reserve reaches 50% of their respective registered capital. Subject to certain restrictions as set out in the relevant PRC regulations, the statutory surplus reserve may be used to offset against accumulated losses of the respective subsidiaries.

NOTES TO FINANCIAL STATEMENTS

31 December 2014

32. RESERVES (continued)

(b) Company

	Share premium account HK\$'000	Share option reserve HK\$'000	Capital reserve HK\$'000	Retained profits HK\$'000	Total HK\$'000
At 1 January 2013	446,105	290	402,007	98,252	946,654
Final 2012 dividend declared	–	–	–	(23,488)	(23,488)
Profit and total comprehensive income for the year	–	–	–	69,711*	69,711
At 31 December 2013 and 1 January 2014	446,105	290	402,007	144,475	992,877
Final 2013 dividend declared	–	–	–	(21,748)	(21,748)
Loss and total comprehensive expenses for the year	–	–	–	(642)*	(642)
Transfer of share option reserve upon lapse of share options	–	(290)	–	290	–
At 31 December 2014	446,105	–	402,007	122,375	970,487

* The balance includes dividend income from a subsidiary of Nil (2013: HK\$62,238,000) and interest income from a subsidiary of Nil (2013: HK\$8,556,000).

The capital reserve of the Company represents the excess of the then net assets of the subsidiaries acquired by the Company pursuant to the Group Reorganisation as disclosed in the annual report of the Company for the year ended 31 December 2004, over the nominal value of the share capital of the Company issued in exchange therefor and the then existing 1,000,000 shares of HK\$0.1 each credited as fully paid at par. Under the Companies Law of the Cayman Islands, the capital reserve may be distributable to the shareholders of the Company, provided that immediately following the date on which the dividend is proposed to be distributed, the Company will be in a position to pay off its debts as and when they fall due in the ordinary course of business.

NOTES TO FINANCIAL STATEMENTS

31 December 2014

33. NOTE TO THE CONSOLIDATED STATEMENT OF CASH FLOWS

Major non-cash transactions

- (a) During the year ended 31 December 2013, the Group entered into finance lease arrangements in respect of items of property, plant and equipment with a total capital value at the inception of the leases of HK\$1,198,000.
- (b) During the year, deposits paid of HK\$14,420,000 (2013: HK\$4,730,000) were transferred to property, plant and equipment.

34. CONTINGENT LIABILITIES

- (a) At the end of the reporting period, contingent liabilities not provided for in the financial statements were as follows:

	Company	
	2014 HK\$'000	2013 HK\$'000
Guarantees given to banks in connection with facilities granted to and utilised by subsidiaries	2,014,586	1,972,190

- (b) During the year ended 31 December 2013, one of the Group's subsidiaries in the PRC entered into an agreement with an independent third party (the "Owner"), pursuant to which the Group has the right to operate a government-owned sewage treatment plant in Panyu (the "Plant"), the PRC, for a period of 20 years from 1 May 2013 to 30 April 2033 under an operating lease arrangement (note 35(b)). According to the agreement, the Group has agreed to enhance the property, plant and equipment of the Plant within the first 10 years of the lease term for an amount of not less than RMB20 million (equivalent to HK\$25 million) (the "Asset Enhancement") (note 35(b)). The Asset Enhancement, being part of the payment by the Group in respect of the operating lease arrangement, is recognised as an expense on a straight-line basis over the lease term of 20 years. The Group has also undertaken to indemnify the Owner for any shortfall in the net asset value of the Plant by the end of the lease term (the "Indemnity"). The Group agreed to compensate the Owner for the difference between the net asset value of the Plant at inception of the lease term and at the end of the lease term. In the opinion of the directors, considering the uncertainties surrounding the operation performance of the Plant during the lease term, no reliable estimate could be made on the potential outflow of resources required to settle the obligation on the Indemnity. Accordingly, no provision regarding liabilities arising therefrom had been made by the Group in these financial statements as at 31 December 2014.

NOTES TO FINANCIAL STATEMENTS

31 December 2014

35. OPERATING LEASE ARRANGEMENTS

(a) As lessor

The Group leases its buildings under operating lease arrangements, with leases negotiated for terms ranging from two to ten years.

At 31 December 2014, the Group had total future minimum lease receivables under non-cancellable operating leases with its tenants falling due as follows:

	2014 HK\$'000	2013 HK\$'000
Within one year	434	447
In the second to fifth years, inclusive	523	647
	957	1,094

(b) As lessee

The Group leases certain properties and plant and machinery under operating lease arrangements, with leases negotiated for terms ranging from one to fifty years.

At 31 December 2014, the Group had total future minimum lease payments under non-cancellable operating leases falling due as follows:

	2014 HK\$'000	2013 HK\$'000
Within one year	8,693	8,243
In the second to fifth years, inclusive	24,839	24,755
After five years	64,109	69,780
	97,641	102,778

Included in the operating lease arrangements above is an operating lease arrangement with the Owner for the Plant as disclosed in note 34(b), of which HK\$2,134,000, HK\$8,572,000 and HK\$20,423,000 falling due within one year, in the second to fifth years, inclusive, and after five years, respectively (2013: HK\$2,151,000, HK\$8,563,000 and HK\$22,566,000 falling due within one year, in the second to fifth years, inclusive, and after five years, respectively).

In addition to the minimum operating lease payments for the Plant above, the Group has agreed to enhance the property, plant and equipment of the Plant within the first 10 years of the lease term for an amount of not less than RMB20 million (equivalent to HK\$25 million) (2013: RMB20 million (equivalent to HK\$25 million)) (note 34(b)).

The Company had no significant operating lease commitments at 31 December 2014 (2013: Nil).

NOTES TO FINANCIAL STATEMENTS

31 December 2014

36. COMMITMENTS

In addition to the operating lease commitments detailed in note 35 above, the Group had the following capital commitments as at the end of the reporting period:

	2014 HK\$'000	2013 HK\$'000
Contracted but not provided for:		
Purchases of machinery	26,200	22,838
Construction in progress	32,611	21,037
	58,811	43,875

The Group had outstanding commitments amounting to HK\$596,475,000 (2013: HK\$549,507,000) as at the end of the reporting period in respect of the investments in subsidiaries.

The Group had outstanding commitments amounting to HK\$283,180,000 (2013: HK\$342,606,000) as at the end of the reporting period in respect of irrevocable letters of credit.

The Company had no significant commitments at 31 December 2014 (2013: Nil).

NOTES TO FINANCIAL STATEMENTS

31 December 2014

37. RELATED PARTY TRANSACTIONS

- (a) In addition to the transactions detailed elsewhere in these financial statements, the Group had the following material transactions with related parties during the year:

	Notes	2014 HK\$'000	2013 HK\$'000
Rental expenses on office premises and staff quarters paid to Tai Chin Chun and Tai Chin Wen	(i)	834	750
Rental expenses on staff quarters paid to Cheung So Wan and Wong Siu Yuk	(ii)	225	225
Rental expenses on an office premise and two car park spaces paid to Chin Tai Wing	(iii)	456	456
Sales of raw materials to a joint venture	(iv)	—	22,718
Purchases of yarns from a joint venture	(v)	—	60,990

Notes:

- (i) The Group entered into tenancy agreements with Mr. Tai Chin Chun and Mr. Tai Chin Wen, directors of the Company, for the rental of office premises and staff quarters at monthly rentals of HK\$45,000 (2013: HK\$40,000) and HK\$24,500 (2013: HK\$22,500), respectively, starting from 1 January 2014 for terms of two years, based on the terms mutually agreed by both parties.
- (ii) The Group entered into tenancy agreements with Ms. Cheung So Wan and Ms. Wong Siu Yuk, directors of the Company, for the rental of staff quarters at monthly rental of approximately HK\$18,750 for terms of three years, based on the terms mutually agreed by both parties.
- (iii) The Group entered into tenancy agreements with Mr. Chin Tai Wing, a key management personnel of the Group, for the rental of an office premise and two car park spaces at monthly rentals of HK\$38,000 (2013: HK\$38,000) for a term of three years starting from 1 January 2013, based on the then prevailing market rentals.
- (iv) The sales of raw materials to the joint venture was determined based on the terms mutually agreed by both parties.
- (v) The cost of purchases of yarns from the joint venture was determined based on the terms mutually agreed by both parties.
- (b) The Group is still in the process of applying for the land use planning for construction work permit, construction project and planning permit, commencement of construction work permit in respect of a six-storey factory building, with a net book value of approximately HK\$2.4 million (2013: HK\$2.7 million) as at 31 December 2014.

Each of Mr. Tai Chin Chun and Mr. Tai Chin Wen, directors of the Company, together with their respective spouses, who are deemed as the shareholders of the Company under the Securities and Futures Ordinance, have given joint and several indemnities in favour of the Group in respect of the aforementioned buildings/structures.

NOTES TO FINANCIAL STATEMENTS

31 December 2014

37. RELATED PARTY TRANSACTIONS (continued)

- (c) Outstanding balances with related parties:

Details of the Group's balances with its joint venture and associate as at the end of the reporting period are disclosed in notes 18 and 19 to the financial statements, respectively.

- (d) Compensation of key management personnel of the Group:

	2014 HK\$'000	2013 HK\$'000
Short-term employee benefits	29,709	30,592
Post-employment benefits	232	236
	29,941	30,828

Further details of directors' emoluments are included in note 8 to the financial statements.

38. FINANCIAL INSTRUMENTS BY CATEGORY

The carrying amounts of each of the categories of financial instruments as at the end of the reporting period are as follows:

2014

Group

	Financial assets at fair value through profit or loss – held for trading HK\$'000	Loans and receivables HK\$'000	Total HK\$'000
Financial assets			
Accounts and bills receivable	–	821,046	821,046
Financial assets included in prepayments, deposits and other receivables	–	64,557	64,557
Equity investment at fair value through profit or loss	301	–	301
Pledged deposits	–	11,319	11,319
Cash and cash equivalents	–	487,283	487,283
	301	1,384,205	1,384,506

NOTES TO FINANCIAL STATEMENTS

31 December 2014

38. FINANCIAL INSTRUMENTS BY CATEGORY (continued)

The carrying amounts of each of the categories of financial instruments as at the end of the reporting period are as follows: (continued)

2014

Group

	Financial liabilities at fair value through profit or loss – held for trading HK\$'000	Financial liabilities at amortised cost HK\$'000	Total HK\$'000
Financial liabilities			
Accounts and bills payable	–	612,358	612,358
Financial liabilities included in accrued liabilities and other payables	–	56,085	56,085
Derivative financial instruments	3,569	–	3,569
Due to an associate	–	3,102	3,102
Interest-bearing bank and other borrowings	–	1,779,911	1,779,911
	3,569	2,451,456	2,455,025

2013

Group

	Financial assets at fair value through profit or loss – held for trading HK\$'000	Loans and receivables HK\$'000	Total HK\$'000
Financial assets			
Accounts and bills receivable	–	650,165	650,165
Financial assets included in prepayments, deposits and other receivables	–	45,840	45,840
Equity investment at fair value through profit or loss	385	–	385
Derivative financial instruments	471	–	471
Due from a joint venture	–	2,647	2,647
Cash and cash equivalents	–	554,879	554,879
	856	1,253,531	1,254,387

NOTES TO FINANCIAL STATEMENTS

31 December 2014

38. FINANCIAL INSTRUMENTS BY CATEGORY (continued)

The carrying amounts of each of the categories of financial instruments as at the end of the reporting period are as follows: (continued)

2013	Group		
	Financial liabilities at fair value through profit or loss – held for trading HK\$'000	Financial liabilities at amortised cost HK\$'000	Total HK\$'000
Financial liabilities			
Accounts and bills payable	–	556,303	556,303
Financial liabilities included in accrued liabilities and other payables	–	43,796	43,796
Derivative financial instruments	129	–	129
Due to an associate	–	3,095	3,095
Interest-bearing bank and other borrowings	–	1,713,266	1,713,266
	129	2,316,460	2,316,589

2014	Company
	Loans and receivables HK\$'000
Financial assets	
Due from a subsidiary	650,647
Cash and cash equivalents	4,313
	654,960
	Financial liabilities at amortised cost HK\$'000
Financial liabilities	
Financial liabilities included in accrued liabilities and other payables	24

NOTES TO FINANCIAL STATEMENTS

31 December 2014

38. FINANCIAL INSTRUMENTS BY CATEGORY (continued)

The carrying amounts of each of the categories of financial instruments as at the end of the reporting period are as follows: (continued)

2013	Company Loans and receivables HK\$'000
Financial assets	
Due from a subsidiary	673,016
Cash and cash equivalents	4,627
	677,643
	Financial liabilities at amortised cost HK\$'000
Financial liabilities	
Financial liabilities included in accrued liabilities and other payables	60

39. TRANSFERS OF FINANCIAL ASSETS

Transferred financial assets that are not derecognised in their entirety

At 31 December 2014, the Group endorsed certain bank bills receivable in the PRC (the "Endorsed Bills") with a carrying amount of RMB23,043,000 (equivalent to HK\$28,804,000) (2013: Nil) to certain suppliers in order to settle the accounts payable due to such suppliers (the "Endorsement"). In the opinion of the directors, the Group has retained the substantial risk and rewards, which include default risks relating to such Endorsed Bills, and accordingly, it continued to recognise the full carrying amounts of the Endorsed Bills and the associated accounts payable settled. Subsequent to the Endorsement, the Group did not retain any rights on the use of the Endorsed Bills, including the sale, transfer or pledge of the Endorsed Bills to any other third parties. The aggregate carrying amount of accounts payable settled by the Endorsed Bills during the year to which the suppliers have recourse was RMB23,043,000 (equivalent to HK\$28,804,000) (2013: Nil) as at 31 December 2014.

Transferred financial assets that are derecognised in their entirety

At 31 December 2014, the Group endorsed certain bank bills receivable in the PRC (the "Derecognised Bills") which were originally endorsed by its customers, to certain of its suppliers for settling the trade payables due to such suppliers with a carrying amount in aggregate of RMB18,570,000 (equivalent to HK\$23,213,000) (2013: RMB17,054,000 (equivalent to HK\$21,318,000)). The Derecognised Bills have a remaining maturity from one to four months at the end of the reporting period. In accordance with the Law of Negotiable Instruments in the PRC, the holders of the Derecognised Bills have a right of recourse against the Group if the PRC banks default (the "Continuing Involvement"). In the opinion of the directors of the Company, the Group has transferred substantially all risk and rewards related to the Derecognised Bills. Accordingly, it has derecognised the full carrying amounts of the Derecognised Bills and the associated trade payables. The maximum exposure to loss from the Group's Continuing Involvement in the Derecognised Bills and the undiscounted cash flows to repurchase these Derecognised Bills is equal to their carrying amounts. In the opinion of the directors of the Company, the fair values of the Group's Continuing Involvement in the Derecognised Bills are not significant.

NOTES TO FINANCIAL STATEMENTS

31 December 2014

39. TRANSFER OF FINANCIAL ASSETS (continued)

During the years ended 31 December 2014 and 31 December 2013, the Group has not recognised any gain or loss on the date of transfer of the Derecognised Bills. No gains or losses were recognised from the Continuing Involvement, both during the year or cumulatively. The Endorsement has been made evenly throughout the years ended 31 December 2014 and 31 December 2013.

40. FAIR VALUE AND FAIR VALUE HIERARCHY OF FINANCIAL INSTRUMENTS

Management has assessed that the fair values of cash and cash equivalents, pledged deposits, accounts and bills receivable, accounts and bills payable, financial assets included in prepayments, deposits and other receivables, financial liabilities included in accrued liabilities and other payables, an amount due from a subsidiary, an amount due from a joint venture and an amount due to an associate approximate to their carrying amounts largely due to the short term maturities of these instruments.

The fair values of the financial assets and liabilities are included at the amount at which the instrument could be exchanged in a current transaction between willing parties, other than in a forced or liquidation sale. The following methods and assumptions were used to estimate the fair values:

The fair values of the non-current portion of other receivables and deposits and interest-bearing bank and other borrowings have been calculated by discounting the expected future cash flows using rates currently available for instruments with similar terms, credit risk and remaining maturities. The Group's own non-performance risk for interest-bearing bank and other borrowings as at 31 December 2014 was assessed to be insignificant.

The Group enters into derivative financial instruments with various counterparties, principally creditworthy financial institutions. Derivative financial instruments, including forward currency contracts, are measured using valuation techniques similar to forward pricing and swap models, using present value calculations. The models incorporate various market observable inputs including the credit quality of counterparties, foreign exchange spot and forward rates and interest rate curves. The carrying amounts of forward currency contracts are the same as their fair values.

NOTES TO FINANCIAL STATEMENTS

31 December 2014

40. FAIR VALUE AND FAIR VALUE HIERARCHY OF FINANCIAL INSTRUMENTS (continued)

The following tables illustrate the fair value measurement hierarchy of the Group's financial instruments:

Assets measured at fair value:

Group

	Fair value measurement using		
	Quoted prices in active markets (Level 1) HK\$'000	Significant observable inputs (Level 2) HK\$'000	Total HK\$'000
<i>As at 31 December 2014</i>			
Equity investment at fair value through profit or loss	301	–	301
<i>As at 31 December 2013</i>			
Equity investment at fair value through profit or loss	385	–	385
Derivative financial instruments	–	471	471
	385	471	856

Liabilities measured at fair value:

Group

	Fair value measurement using		
	Quoted prices in active markets (Level 1) HK\$'000	Significant observable inputs (Level 2) HK\$'000	Total HK\$'000
<i>As at 31 December 2014</i>			
Derivative financial instruments	–	3,569	3,569
<i>As at 31 December 2013</i>			
Derivative financial instruments	–	129	129

As at 31 December 2014, the Group had no financial instruments measured at fair value under Level 3.

The Company did not have any financial assets and financial liabilities measured at fair value as at 31 December 2014 (2013: Nil).

During the year, there were no transfers of fair value measurements between Level 1 and Level 2 and no transfers into or out of Level 3 for both financial assets and financial liabilities (2013: Nil).

NOTES TO FINANCIAL STATEMENTS

31 December 2014

41. LITIGATION

Litigation with a previous subcontractor and its affiliated company

On 26 June 2013, a previous subcontractor of the Group (the “Subcontractor Plaintiff”) filed a claim to the PRC Court against the Guangzhou Municipal Land Resources and Housing Administrative Bureau (the “Bureau”) claiming that the Bureau performed invalid verification procedures when issuing a land and building certificate in respect of a parcel of land in Panyu to the Group. The land was previously owned by the Subcontractor Plaintiff and acquired by the Group during the year ended 31 December 2011. The carrying value of the land acquired from the Subcontractor Plaintiff and the leasehold improvements attached to the land as at 31 December 2014 was approximately RMB24.8 million (equivalent to HK\$31 million) (2013: RMB27.7 million (equivalent to HK\$34.7 million)). The Subcontractor Plaintiff demanded the PRC Court to disregard the invalid verification procedures on the land and building certificate issued by the Bureau to the Group and cancel the land and building certificate. On 17 September 2013, a court hearing was held at the PRC Court and the PRC Court overruled all demands from the Subcontractor Plaintiff on invalid land and building transfer. On 30 September 2013, the Subcontractor Plaintiff filed an appeal to the Intermediate People’s Court, Guangzhou. The court hearing was still in progress and the court judgement was yet to be concluded up to the date of approval of these financial statements.

On 28 October 2013, an affiliated company of the Subcontractor Plaintiff filed another claim against one of the Group’s subsidiaries in the PRC (the “Petitioner”), accusing the Petitioner and the former directors of the Subcontractor Plaintiff transferred the land and building certificate previously owned by the Subcontractor Plaintiff through unofficial and invalid procedures. The court hearing date has not been fixed up to the date of approval of these financial statements.

Taking into account the latest ruling granted by the PRC Court on 17 September 2013, the facts and the legal ground substantiated at the first hearing at the PRC Court, and the opinion given by the PRC legal counsel, the directors of the Company consider that the PRC Court will dismiss the claims from the Subcontractor Plaintiff and the Petitioner according to the laws in the PRC and the supporting documents provided by the Subcontractor Plaintiff and the Petitioner. Accordingly, no provision regarding liabilities arising therefrom had been made by the Group in these financial statements as at 31 December 2014.

42. FINANCIAL RISK MANAGEMENT OBJECTIVES AND POLICIES

The Group’s principal financial instruments, other than derivatives, comprise interest-bearing bank and other borrowings and cash and short term deposits. The main purpose of these financial instruments is to raise finance for the Group’s operations. The Group has various other financial assets and liabilities such as accounts and bills receivable, other receivables, accounts and bills payable, accrued liabilities and other payables and amounts due from/to a joint venture and an associate, which arise directly from its operations.

The Group also enters into derivative transactions, including principally forward currency contracts. The purpose is to manage the currency risk arising from the Group’s operations and its source of finance.

The main risks arising from the Group’s financial instruments are interest rate risk, foreign currency risk, credit risk and liquidity risk. The board of directors reviews and agrees policies for managing each of these risks and they are summarised below. The Group’s accounting policies in relation to derivatives are set out in note 2.4 to the financial statements.

NOTES TO FINANCIAL STATEMENTS

31 December 2014

42. FINANCIAL RISK MANAGEMENT OBJECTIVES AND POLICIES (continued)

Interest rate risk

The Group's exposure to the risk of changes in market interest rates relates primarily to the Group's interest-bearing bank borrowings with floating interest rates.

The Group regularly reviews and monitors the floating interest rate borrowings in order to manage its interest rate risk. The interest-bearing bank borrowings, cash and short term deposits are stated at amortised cost and not revalued on a periodic basis. Floating rate interest income and expenses are credited/charged to the statement of profit or loss as earned/incurred.

The following table demonstrates the sensitivity to a reasonably possible change in interest rates, with all other variables held constant, of the Group's profit before tax (through the impact on floating rate borrowings).

	Group	
	Increase in interest rate %	Decrease in the Group's profit before tax HK\$'000
2014	1	17,799
2013	1	17,133

Foreign currency risk

Foreign currency risk is the risk of losses due to adverse movements in foreign exchange rates relating to investments denominated in foreign currencies. The Group has transactional currency exposures. Such exposure arises as a substantial portion of sales and purchase transactions is conducted by the Group's subsidiaries in US\$ and RMB with the counterparties. As Hong Kong dollar is virtually pegged to US\$, the Group does not expect any significant movements in the US\$/Hong Kong dollar exchange rates in the foreseeable future.

The Group's assets and liabilities are primarily denominated in Hong Kong dollars, US\$ and RMB. When seeking to optimise the returns on its funds available for investment, the Group has certain investments in foreign operations, whose net assets are exposed to foreign currency translation risk. In order to minimise the impact of foreign exchange exposure, the Group has entered into forward currency contracts with creditworthy banks to manage its exchange rate exposure.

NOTES TO FINANCIAL STATEMENTS

31 December 2014

42. FINANCIAL RISK MANAGEMENT OBJECTIVES AND POLICIES (continued)

Foreign currency risk (continued)

The following table demonstrates the sensitivity at the end of the reporting period to a reasonably possible change in the RMB exchange rate, with all other variables held constant, of the Group's profit before tax (due to changes in the fair value of monetary assets and liabilities).

	Increase/ (decrease) in RMB rate %	Increase/ (decrease) in the Group's profit before tax HK\$'000
2014		
If Hong Kong dollar weakens against RMB	3	21,981
If Hong Kong dollar strengthens against RMB	(3)	(21,981)
2013		
If Hong Kong dollar weakens against RMB	3	18,473
If Hong Kong dollar strengthens against RMB	(3)	(18,473)

Credit risk

The Group trades only with recognised and creditworthy third parties. It is the Group's policy that all customers who wish to trade on credit terms are subject to credit verification procedures. In addition, receivable balances are monitored on an ongoing basis.

Since the Group trades only with recognised and creditworthy third parties, there is generally no requirement for collateral.

The credit risk of the Group's other financial assets, which comprise cash and cash equivalents, an equity investment at fair value through profit or loss, an amount due from a joint venture and other receivables, arises from default of the counterparty, with a maximum exposure equal to the carrying amounts of these instruments. The Company is also exposed to credit risk through the granting of financial guarantees, further details of which are disclosed in note 34 to the financial statements.

The Group's credit risk exposure is spread over a number of counterparties and customers. Hence, it has no significant concentration of credit risk by a single debtor.

NOTES TO FINANCIAL STATEMENTS

31 December 2014

42. FINANCIAL RISK MANAGEMENT OBJECTIVES AND POLICIES (continued)

Liquidity risk

The Group monitors its risk to a shortage of funds by considering the maturity of both its financial instruments and financial assets (e.g. accounts and bills receivable) and projected cash flows from operations.

The Group's objective is to maintain a balance between continuity of funding and flexibility through the use of bills payable and interest-bearing bank and other borrowings to meet its working capital and capital expenditure requirements.

The maturity profile of the Group's financial liabilities as at the end of the reporting period, based on the contractual undiscounted payments, was as follows:

Group	2014			
	On demand or less than 12 months HK\$'000	1 to 5 years HK\$'000	Over 5 years HK\$'000	Total HK\$'000
Accounts and bills payable	612,358	–	–	612,358
Financial liabilities included in accrued liabilities and other payables	56,085	–	–	56,085
Derivative financial instruments	3,569	–	–	3,569
Due to an associate	3,102	–	–	3,102
Interest-bearing bank and other borrowings *	957,375	833,288	–	1,790,663
	1,632,489	833,288	–	2,465,777

Group	2013			
	On demand or less than 12 months HK\$'000	1 to 5 years HK\$'000	Over 5 years HK\$'000	Total HK\$'000
Accounts and bills payable	556,303	–	–	556,303
Financial liabilities included in accrued liabilities and other payables	43,796	–	–	43,796
Derivative financial instruments	129	–	–	129
Due to an associate	3,095	–	–	3,095
Interest-bearing bank and other borrowings *	581,821	1,131,544	16,392	1,729,757
	1,185,144	1,131,544	16,392	2,333,080

NOTES TO FINANCIAL STATEMENTS

31 December 2014

42. FINANCIAL RISK MANAGEMENT OBJECTIVES AND POLICIES (continued)

Liquidity risk (continued)

- * Included in interest-bearing bank and other borrowings are bank loans of HK\$52,660,000 (2013: HK\$2,684,000) and finance lease payables of HK\$5,285,000 (2013: HK\$8,727,000) containing a repayment on demand clause giving the lender the unconditional right to call the loan at any time and therefore, for the purpose of the above maturity profile, these amounts are classified as “on demand”.

Notwithstanding the above repayment on demand clause, the directors do not believe that the bank loans and finance lease payables will be called in their entirety within 12 months, and they consider that the bank loans and finance lease payables will be repaid in accordance with the maturity dates as set out in the respective agreements. This evaluation was made considering: the financial position of the Group at the date of approval of the financial statements; the Group's compliance with the loan covenants; the lack of events of default, and the fact that the Group has made all previously scheduled repayments on time. In accordance with the terms of the bank loans and finance lease payables, the maturity terms at 31 December 2014 are HK\$899,430,000 in 2015, HK\$588,214,000 in 2016, HK\$271,064,000 in 2017, HK\$11,340,000 in 2018, and HK\$20,615,000 in 2019 (2013: HK\$570,410,000 in 2014, HK\$340,718,000 in 2015, HK\$530,314,000 in 2016, HK\$265,822,000 in 2017, HK\$6,101,000 in 2018, and HK\$16,392,000 in 2019).

The maturity profile of the Company's financial liabilities as at the end of the reporting period, based on the contractual undiscounted payments, was less than one year.

Capital management

The primary objectives of the Group's capital management are to safeguard the Group's ability to continue as a going concern and to maintain healthy capital ratios in order to support its business and maximise shareholders' value.

The Group manages its capital structure and makes adjustments to it in light of changes in economic conditions and the risk characteristics of the underlying assets. In order to maintain or adjust the capital structure, the Group may adjust the amount of dividends paid to shareholders, return capital to shareholders or issue new shares. No changes were made in the objectives, policies or processes for managing capital during the years ended 31 December 2014 and 31 December 2013.

The Group monitors capital using a gearing ratio, which is net debt divided by the total capital plus net debt. Net debt comprises all interest-bearing bank and other borrowings, an amount due to an associate, accounts and bills payable, and accrued liabilities and other payables less cash and cash equivalents. The total equity comprises owners' equity as stated in the consolidated statement of financial position.

NOTES TO FINANCIAL STATEMENTS

31 December 2014

42. FINANCIAL RISK MANAGEMENT OBJECTIVES AND POLICIES (continued)

Capital management (continued)

The Group's strategy was to maintain the gearing ratio at a healthy capital level in order to support its business. The gearing ratios of the Group as at the end of the reporting periods were as follows:

	Group	
	2014 HK\$'000	2013 HK\$'000
Interest-bearing bank and other borrowings	1,779,911	1,713,266
Accounts and bills payable	612,358	556,303
Accrued liabilities and other payables	165,034	124,703
Due to an associate	3,102	3,095
Less: Cash and cash equivalents	(487,283)	(554,879)
Net debt	2,073,122	1,842,488
Equity attributable to ordinary equity holders of the Company and total capital	2,026,038	1,966,731
Capital and net debt	4,099,160	3,809,219
Gearing ratio	50.6%	48.4%

43. APPROVAL OF THE FINANCIAL STATEMENTS

The financial statements were approved and authorised for issue by the board of directors on 27 March 2015.

FIVE-YEAR FINANCIAL SUMMARY

31 December 2014

A summary of the published results and of the assets, liabilities and non-controlling interests of the Group for the last five financial years, as extracted from the audited financial statements, is set out below:

RESULTS

	Year ended 31 December				
	2014 HK\$'000	2013 HK\$'000	2012 HK\$'000	2011 HK\$'000	2010 HK\$'000
REVENUE	3,985,699	3,922,625	4,100,160	4,065,355	3,267,785
Profit before tax	106,772	123,538	122,322	154,584	122,161
Income tax expense	(24,255)	(19,821)	(12,936)	(27,352)	(17,778)
Profit for the year	82,517	103,717	109,386	127,232	104,383
Attributable to:					
Ordinary equity holders of the Company	81,055	91,699	100,884	114,587	96,484
Non-controlling interests	1,462	12,018	8,502	12,645	7,899
	82,517	103,717	109,386	127,232	104,383

ASSETS, LIABILITIES AND NON-CONTROLLING INTERESTS

	As at 31 December				
	2014 HK\$'000	2013 HK\$'000	2012 HK\$'000	2011 HK\$'000	2010 HK\$'000
TOTAL ASSETS	4,667,254	4,449,956	4,128,565	4,328,869	3,827,209
TOTAL LIABILITIES	(2,593,558)	(2,428,018)	(2,164,451)	(2,434,540)	(2,139,271)
NON-CONTROLLING INTERESTS	(47,658)	(55,207)	(56,355)	(61,275)	(46,844)
	2,026,038	1,966,731	1,907,759	1,833,054	1,641,094